

Basic English Grammar for Kids



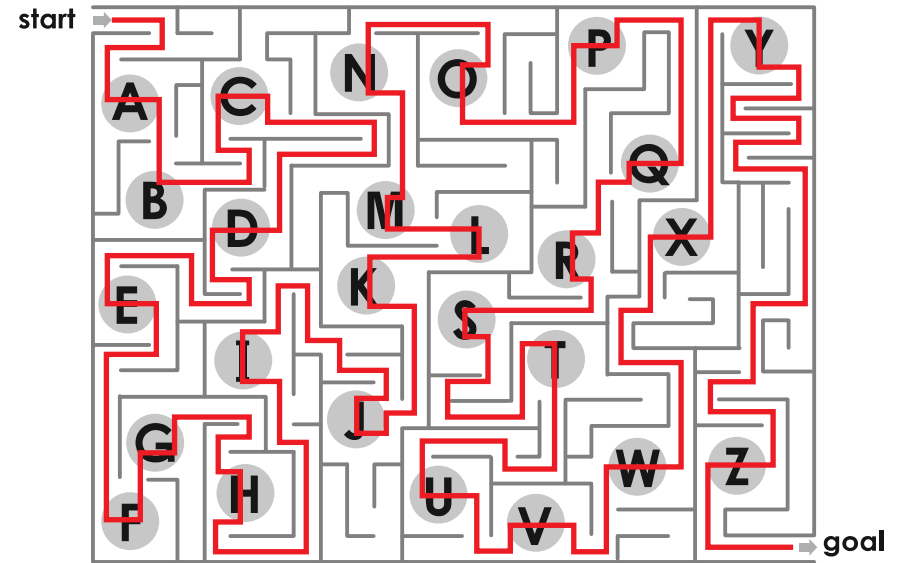
1



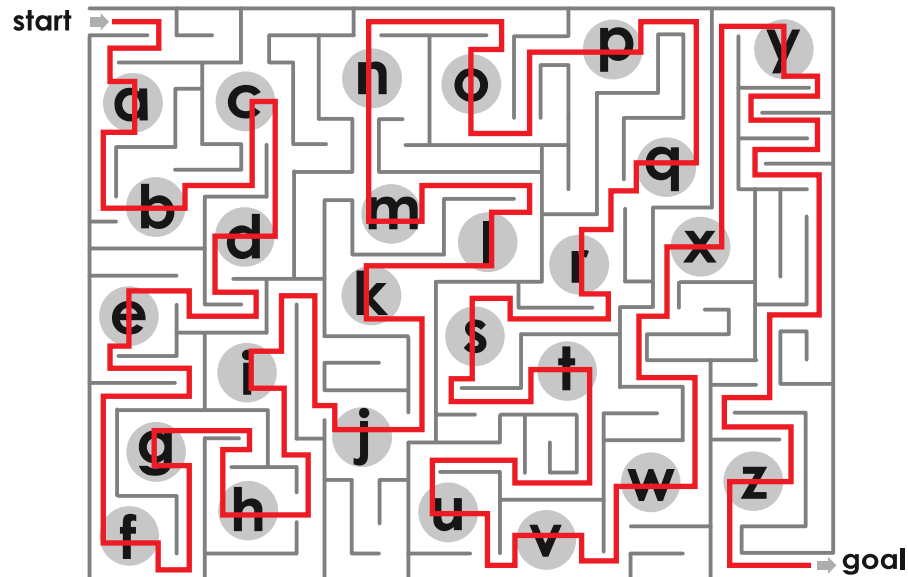
- | | | | |
|-------------|--|----------------|---|
| ◆ Section 1 | Alphabet
アルファベットの練習 | ◆ Section 6 | Pronouns (代名詞)
人をあらわすことば |
| ◆ Section 2 | Vowels
母音ってなあに? | ◆ Review 2 | 復習2 |
| ◆ Section 3 | Basic Sentences
英語で文を作ろう! | ◆ Section 7 | Basic Prepositions (前置詞)
場所をあらわすことば |
| ◆ Review 1 | 復習1 | ◆ Section 8 | Basic Adjectives (形容詞)
様子をあらわすことば |
| ◆ Section 4 | "a" vs "an"
a / an ってなあに? | ◆ Section 9 | Basic Verbs (動詞)
動作をあらわすことば |
| ◆ Section 5 | Singular vs Plural
単数 / 複数ってなあに? | ◆ Final Review | 総復習 |

Section 1 Alphabet (アルファベットの練習)

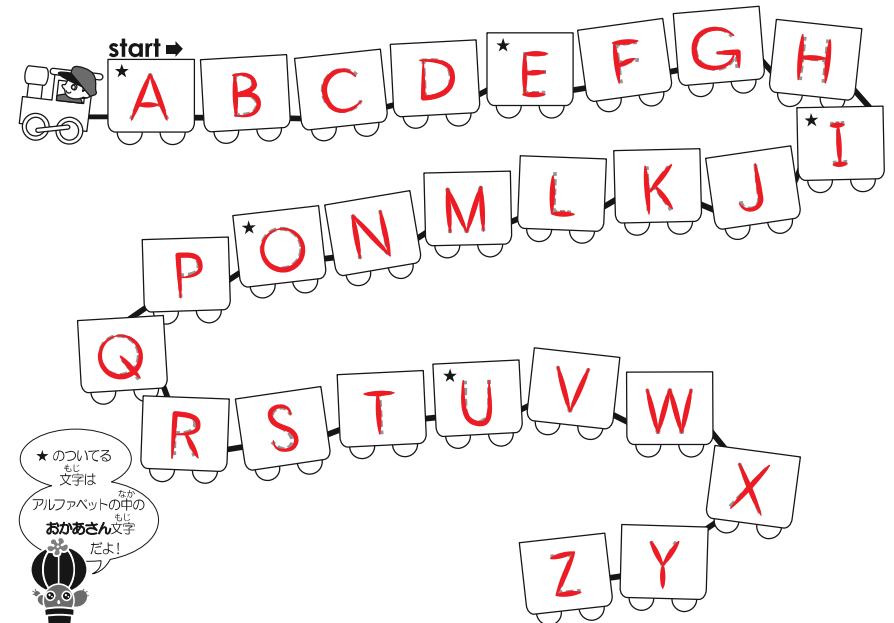
Complete the maze from **A** to **Z**. (下の**A**~**Z**まで進んでゴールをめざそう)



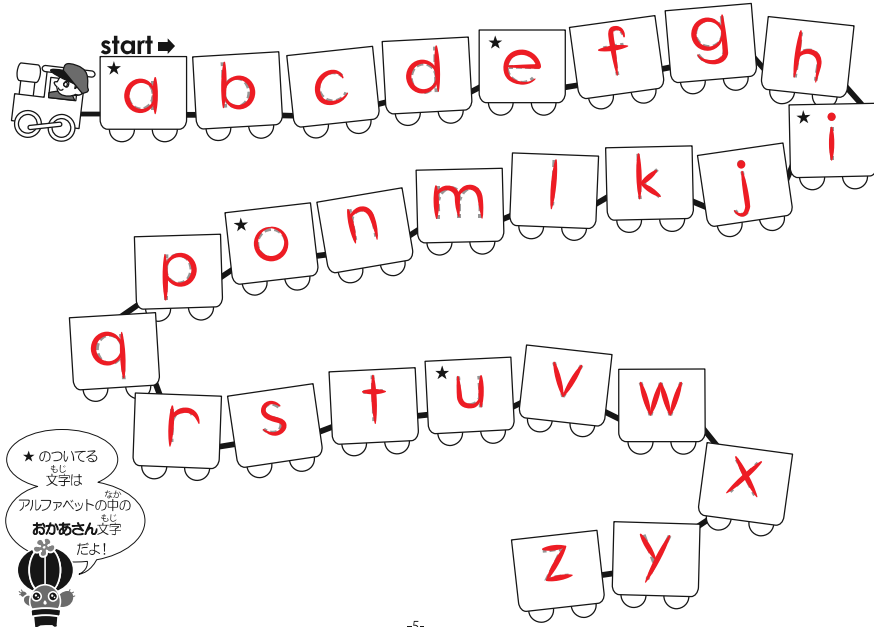
Complete the maze from **a** to **z**. (下の**a**~**z**まで進んでゴールをめざそう)



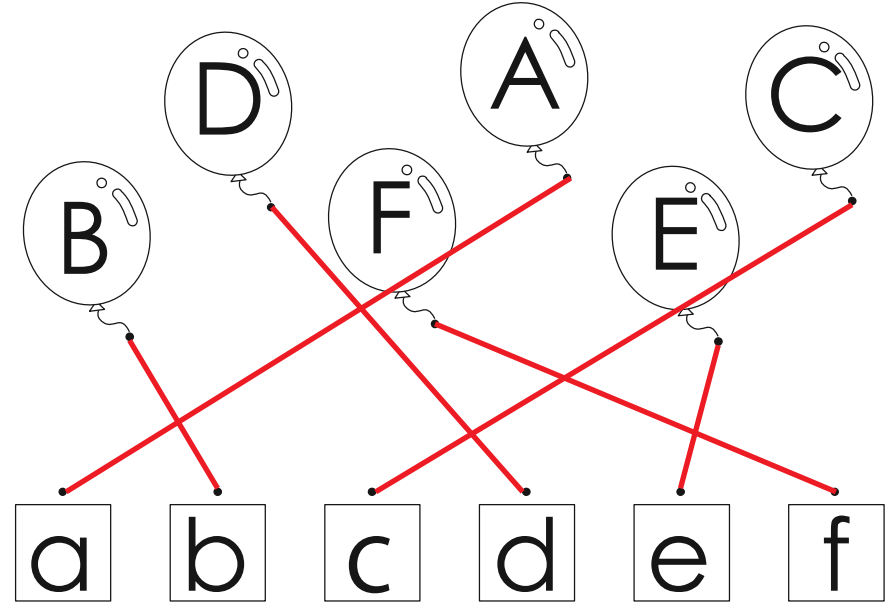
Let's trace the letters! (アルファベットの大きな文字をなぞろう!)



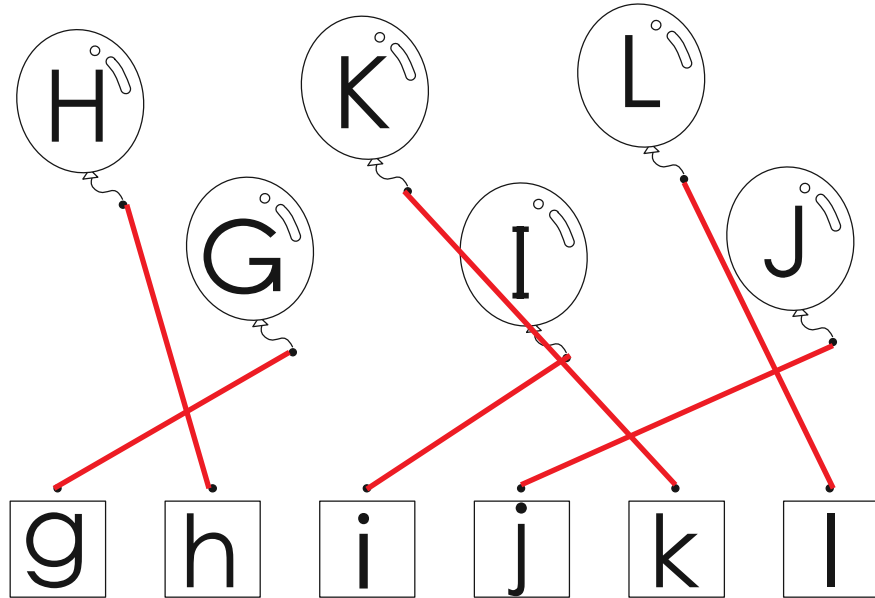
Let's trace the letters! (アルファベットのこ文字をなぞろう!)



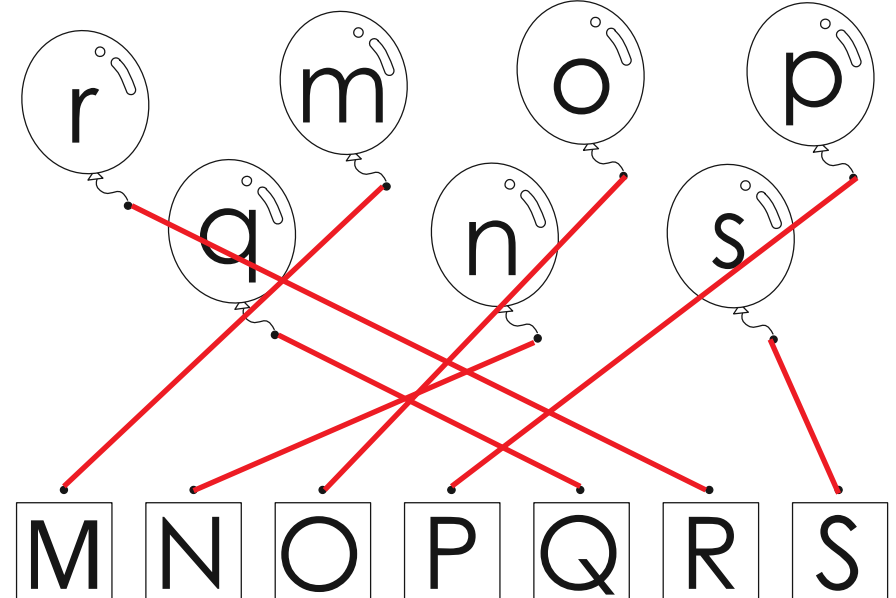
Match the lowercase letters to the uppercase letters. (こ文字に合うお文字を線で結ぼう)



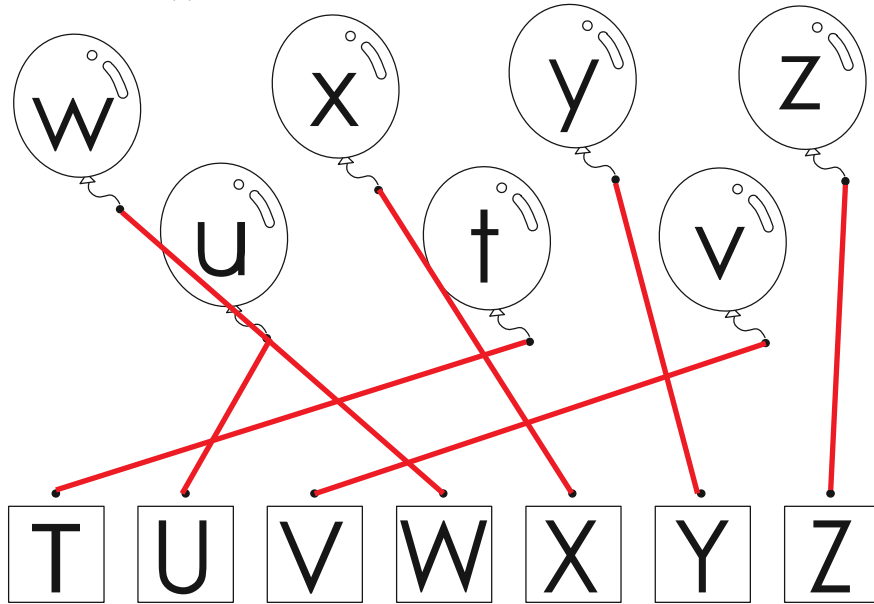
Match the lowercase letters to the uppercase letters. (こ文字に合うお文字を線で結ぼう)



Match the lowercase letters to the uppercase letters. (こ文字に合うお文字を線で結ぼう)

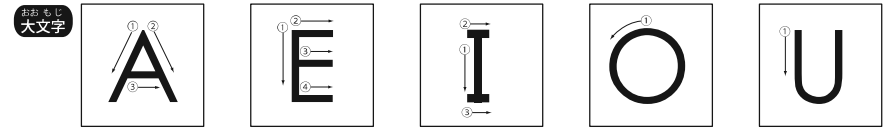


Match the uppercase letters to the lowercase letters. (大文字に合う小文字を線で結ぼう)

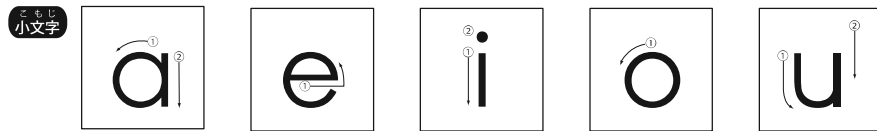



Section 2 Vowels (母音ってなあに?)

アルファベット26文字の中で下の5つの文字はお母さん文字(母音)だよ。すごく大切だから覚えてね。



Write the letters on the dotted lines. (点線の上に文字を書こう)



Write the letters on the dotted lines. (点線の上に文字を書こう)



Circle the vowels below. (お母さん文字(母音)を見つけて全部○をつけよう)



 Circle the vowels below. (お母さん文字(母音)を見つけて全部○をつけよう)

Y D **O** N S B X
T Q V **E** P C M
I L K **U** Z F **A**



5つ
みつけれられたかな?

-13-


 Circle the vowels below. (お母さん文字(母音)を見つけて全部○をつけよう)

p h **e** x k
g **a** **i** m t
s **u** f **o** z



5つ
みつけれられたかな?

-14-

 Circle the vowels below. (お母さん文字(母音)を見つけて全部○をつけよう)

y d **o** n s b x
t q v **e** p c m
i l k **u** z f **a**



5つ
みつけれられたかな?

-15-

 Circle the vowels below.
(お母さん文字(母音)を見つけて全部○をつけよう)

ヒント!

a e i o u



m **a** p



p **e** n

ぜんぶ10こ見つけた?




f **o** x



i h a t



k **e** y



j **u** i c e

r **o** c k e t

-16-

Circle the vowels below.
 (お母さん文字(母音)を見つけて全部○をつけよう)


ヒント!

a e i o u

 t o m a t o

ぜんぶで10こ見つけた?
 (全部で10こ見つけた?)



 f i r e

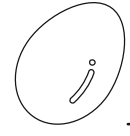

 n u r s e

 p e n g u i n

Write the first letter of the word. (言葉の最初の文字を書いてみよう)

ヒント!

a e i o u

 egg

oven 

 umbrella

 apple

 iguana

Write the first letter of the word. (言葉の最初の文字を書いてみよう)

ヒント!

a e i o u

 alligator

 octopus

 ice cream

 eight

 uniform

Section 3 Basic Sentences (英語で文を作ろう!)

ヒント!

l / e / a / c

のどれかが入るよ!

Write the missing letter for each sentence.

(小文字を1字入れて文を完成させよう)

①  It is an ant.

②  It is a cat.

③  It is a lemon.

④  It is an egg.

ことばまえ
 言葉の前につく
 「a」と「an」。
 いったい
 どんな意味?
 答えは28ページ
 を見てね!



Write the missing letter for each sentence.
(小文字を1字入れて文を完成させよう)

ヒント!

o / s / f / m

のどれかが入るよ!

①  It is a frog.

②  It is a mouse.

③  It is a strawberry.

④  It is an octopus.

ことば まえ
言葉の前につく
『a』と『an』。
いったい
どんな意味?
答えは28ページ
を見てね!



-21-

Write the missing letter for each sentence.
(小文字を1字入れて文を完成させよう)

ヒント!

b / y / t / k

のどれかが入るよ!

①  It is a ball.

②  It is a key.

③  It is a yo-yo.

④  It is a tree.

ことば まえ
言葉の前につく
『a』と『an』。
いったい
どんな意味?
答えは28ページ
を見てね!



-22-

Write the missing letter for each sentence.
(小文字を1字入れて文を完成させよう)

ヒント!

z / q / c / u

のどれかが入るよ!

①  It is a cow.

②  It is a zebra.

③  It is a queen.

④  It is an umbrella.

ことば まえ
言葉の前につく
『a』と『an』。
いったい
どんな意味?
答えは28ページ
を見てね!



-23-

Write the missing letter for each sentence.
(小文字を1字入れて文を完成させよう)

ヒント!

n / w / d / p / r

のどれかが入るよ!

①  It is a pig.

②  It is a rabbit.

③  It is a net.

④  It is a dog.

⑤  It is a watch.






ことば まえ
言葉の前につく
『a』と『an』。
いったい
どんな意味?
答えは28ページ
を見てね!



-24-

Write the missing letter for each sentence.
(小文字を1字入れて文を完成させよう)





ヒント!
 g / h / i / v / x
のどれかが入るよ!

- ①  It is a gorilla.
- ②  It is an ice cream.
- ③  It is a violin.
- ④  It is a hat.
- ⑤  It is a box.

ことはまえ
言葉の前につく
[a]と[an]。
いったい
どんな意味?
答えは28ページ
を見てね!













Review 1

Write the names on the lines. (線の上に名前を書こう)

- ①  My name is Erin.
 What's your name?
 My name is Eigo.
- ②  What's your mother's name?
 My mother's name
 is Eiko.

名前は
さいしょの文字が
おおもじ
大文字になるよ!

Write the missing letter for each conversation. (小文字を1字入れて文を完成させよう)

- ①  What is it?
  It is a tomato.
- ②  What is it?
  It is an egg.
- ③  What is it?
  It is a pumpkin.
- ④  What is it?
  It is an onion.

Section 4 "a" vs "an" (a / an ってなあに?)

Read the sentences. (下の文を読んでみよう)

- ① It is a cake. (それは1コのケーキです)
- ② It is an orange. (それは1コのオレンジです)
- ③ It is a lion. (それは1頭のライオンです)
- ④ It is an umbrella. (それは1本のかさです)
- ⑤ It is a book. (それは1さつの本です)

スペシャル問題!! a / anは、どんな意味のことは? に数字を入れてね。

a / anは、1つということ。

Read the sentences. (下の文を読んでみよう)

- ① It is (a / an) apple.
- ② It is (a / an) egg.
- ③ It is (a / an) ice cream.
- ④ It is (a / an) octopus.
- ⑤ It is (a / an) umbrella.



『a』を『an』に変身させる5つの文字を□に書いてみよう!



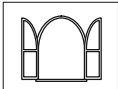

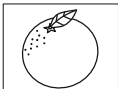


『a』は上の5つの文字の前になると『an』に変身するよ。

Circle "a" or "an." (『a』か『an』を選んで○をつけよう)

いちばん最初の文字をよく見てね!








- ①  It is (a / an) car.
- ②  It is (a / an) elephant.
- ③  It is (a / an) window.
- ④  It is (a / an) penguin.
- ⑤  It is (a / an) orange.

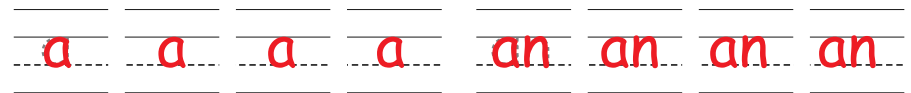
Circle "a" or "an." (『a』か『an』を選んで○をつけよう)

いちばん最初の文字をよく見てね!







- ①  It is (a / an) train.
- ②  It is (a / an) iron.
- ③  It is (a / an) book.
- ④  It is (a / an) kangaroo.
- ⑤  It is (a / an) umbrella.

Write "a" and "an." (『a』と『an』を書いてみよう)



Write "a" or "an." (『a』か『an』を書いてみよう)

- ①  It is an apron.
- ②  It is a turtle.
- ③  It is a pumpkin.
- ④  It is an umbrella.

ヒント!
いちばん最初の文字をよく見てね!



Write "a" or "an." (『a』か『an』を書いてみよう)

①  It is a snake.

②  It is an igloo.

③  It is an eggplant.


④  It is a horse.

⑤  It is an onion.


ヒント!
さいしょ もじ
いちばん最初の文字を
よく見てね!




Say it! Write "a" or "an" and read the sentences. (『a』か『an』を書いて文を読んでみよう)

【例】  It is a panda.


①  It is an alligator.


②  It is a lion.


③  It is an elephant.


ちやんと言えるかな?
④  It is a gorilla.


It is a gorilla.

⑤  It is an iguana.


⑥  It is an owl.


⑦  It is a rabbit.


⑧  It is a fox.


⑨  It is a koala.


Say it! Write "a" or "an" and read the sentences. (『a』か『an』を書いて文を読んでみよう)

【例】  It is a jellyfish.

①  It is a dolphin.

②  It is an octopus.


③  It is a crab.


ちやんと言えるかな?
④  It is a penguin.

It is a penguin.


5  It is **an** eel.


6  It is **a** starfish. 


7  It is **a** ray.


8  It is **a** turtle.


9  It is **an** orca.

 Write "a" or "an" and read the sentences. (『a』か『an』を書いて文を読んでみよう)


【例】  It is **a** boat.



1  It is **a** bus.


2  It is **a** train.

3  It is **a** helicopter.


4  It is **an** ambulance.

1  It is **a** peach.


2  It is **an** apple. 


3  It is **a** kiwi.

4  It is **a** watermelon.

5  It is **an** orange.


Section 5 Singular vs Plural (『1つのもの』と『2つよりおおいもの』)


【例】  ⇒ It is **an** apple.
(それは1つのりんごです)

 ⇒ They are **apples**.
(それらはいくつかのりんごです)


下の文を読んでみよう。

 ⇒ It is **a** ball.
(それは1つのボールです)

 ⇒ They are **balls**.
(それらはいくつかのボールです)


クイズ
『a』と『an』がつく時と
最後に『s』がつく時では
何がちがうかな?


What is the missing word/letter? Fill in the blanks. (___ に当てはまる文字は何か?)




⇒ It is **a** hat.
(それは 1 つのぼうしです)


『a/an』が入るかな?
最後に『S』がつくかな?



⇒ They are hats**s**.
(それらは いくつ かのぼうしです)




⇒ It is **a** violin.
(それは 1 つのヴァイオリンです)

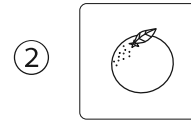


⇒ They are violin**s**.
(それらは いくつ かのヴァイオリンです)


Match the picture to the correct sentence. (絵に合った文を選んで線で結ぼう)




It is **an** umbrella.
• They are umbrellas**s**.



It is **an** orange.
• They are oranges**s**.




It is **an** elephant.
• They are elephants**s**.

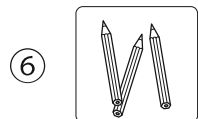


It is **an** owl.
• They are owls**s**.

よく見てね! 絵には
いくつあるかな?



It is **a** tree.
• They are trees**s**.



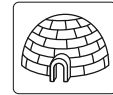
It is **a** pencil.
• They are pencils**s**.

Say it! Match the sentences to the correct pictures. (文に合った絵を選んで線で結ぼう)

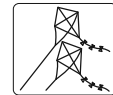
① They are kites.



② It is a horse.



③ It is a whale.



④ They are flowers.



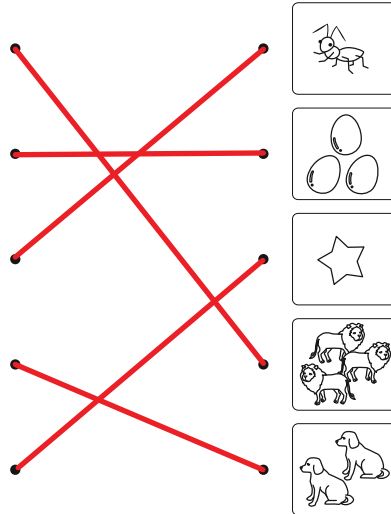
⑤ It is an igloo.









Match the sentences to the correct pictures.
(文に合った絵を選んで線で結ぼう)

- ① They are lions.
- ② They are eggs.
- ③ It is an ant.
- ④ They are dogs.
- ⑤ It is a star.





Section 6 Pronouns (人/ものをあらわすことば)

(ひとりの人/ひとつのもの)








(ふたりより多い人/ふたつより多いもの)




Make a circle in the of each "he" picture below.


(『he かれ』の絵を選んでに○をつけよう)



Trace the words and read the sentences. Then write the number of the correct pictures. (点線をなぞってから文を読んでみよう。文に合う絵を選びその番号を書こう)


- ① He is a boy. (1) 番の絵
- ② He is a doctor. (6) 番の絵


 Make a circle in the of each "he" picture below.
 (『he (かれ)』の絵を選んで□に○をつけよう)



 Trace the words and read the sentences. Then write the number of the correct pictures. (点線をなぞってから文を読んでみよう。文に合う絵を選びその番号を書こう)


- ① He is a teacher. (10) 番の絵
- ② He is a police officer. (6) 番の絵
- ③ He is a pilot. (2) 番の絵


 Make a circle in the of each "she" picture below.
 (『she (かのじょ)』の絵を選んで□に○をつけよう)



 Trace the words and read the sentences. Then write the number of the correct pictures. (点線をなぞってから文を読んでみよう。文に合う絵を選びその番号を書こう)


- ① She is a student. (4) 番の絵
- ② She is a nurse. (1) 番の絵


 Make a circle in the of each "she" picture below.
 (『she (かのじょ)』の絵を選んで□に○をつけよう)



 Trace the words and read the sentences. Then write the number of the correct pictures. (点線をなぞってから文を読んでみよう。文に合う絵を選びその番号を書こう)

- ① She is a dancer. (9) 番の絵
- ② She is a queen. (3) 番の絵
- ③ She is a farmer. (1) 番の絵


 Make a circle in the of each "it" picture below.
 (『it (それ)』の絵を選んで□に○をつけよう)



 Trace the words and read the sentences. Then write the number of the correct pictures. (点線をなぞってから文を読んでみよう。文に合う絵を選びその番号を書こう)

- ① It is a horse. (3) 番の絵
- ② It is a tree. (1) 番の絵

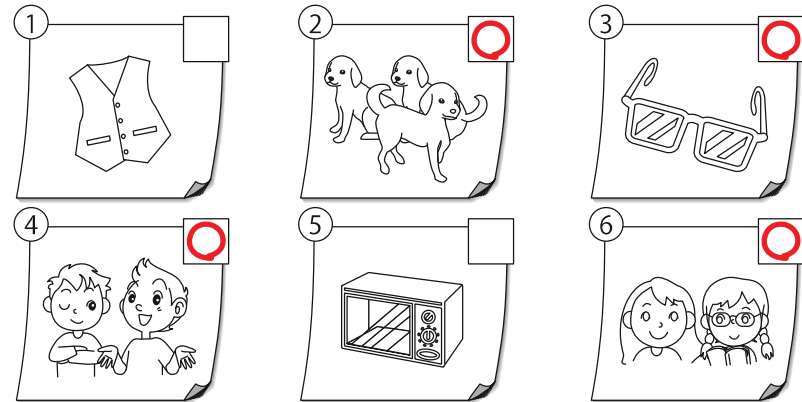
Make a circle in the □ of each "it" picture below. (『it(それ)』の絵を選んで□に○をつけよう)



Trace the words and read the sentences. Then write the number of the correct pictures. (点線をなぞってから文を読んでみよう。文に合う絵を選びその番号を書こう)

- ① It is an apple. (10) 番の絵
- ② It is a chair. (3) 番の絵
- ③ It is a cat. (7) 番の絵


Make a circle in the □ of each "they" picture below. (『they(かれら/かのじょう/それら)』の絵を選んで□に○をつけよう)



Trace the words and read the sentences. Then write the number of the correct pictures. (点線をなぞってから文を読んでみよう。文に合う絵を選びその番号を書こう)

- ① They are girls. (6) 番の絵
- ② They are dogs. (2) 番の絵

Make a circle in the □ of each "they" picture below. (『they(かれら/かのじょう/それら)』の絵を選んで□に○をつけよう)




Trace the words and read the sentences. Then write the number of the correct pictures. (点線をなぞってから文を読んでみよう。文に合う絵を選びその番号を書こう)

- ① They are boys. (4) 番の絵
- ② They are firefighters. (7) 番の絵
- ③ They are oranges. (2) 番の絵

Say it! Match the sentences to the correct pictures. (文に合った絵を選んで線で結ぼう)


- ① He is a boy.
- ② They are pandas.
- ③ She is a grandmother.
- ④ It is an umbrella.
- ⑤ They are pencils.










Match the sentences to the correct pictures.
(文に合った絵を選んで線で結ぼう)

- ① She is a queen.
- ② It is a watch.
- ③ They are pigs.
- ④ He is a king.
- ⑤ They are girls.



Write the correct word to complete each sentence.
(右の枠の中から言葉を選んで書き文を完成しよう。)


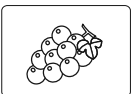



- ①  She is a student.
- ②  It is an umbrella.
- ③  They are pandas.
- ④  He is a dentist.
- ⑤  They are boys.



- He
She
It
They



Write the correct word to complete each sentence.
(右の枠の中から言葉を選んで書き文を完成しよう。)

- ①  They are pencils.
- ②  They are grapes.
- ③  It is a horse.
- ④  He is a firefighter.
- ⑤  She is a nurse.



- He
She
It
They

Review 2



Challenge

Let's practice using "he," "she," "it" and "they."
『he』『she』『it』『they』を使って言ってみよう!

① 【例】He is a teacher.

② It is an apple.

③ They are pencils.

④ She is a student.

⑤ He is a boy.

Challenge Let's practice using "he," "she," "it" and "they."
『he』『she』『it』『they』を使って言ってみよう!

1 これらはなにかな?
【例】They are pandas.

2 これはなにかな?
It is a tree.

3 これはなにかな?
It is a cat.

4 だれかな?
She is Lisa.


5 だれかな?
He is Tom.

My name is Lisa!

My name is Tom!

Section 7 Basic Prepositions (『ばしょ』をあらわすことば)


Write the correct Japanese on the lines.
(「うさぎ」はどこにいる?日本語の線のところに「うさぎ」のいる「ばしょ」を書いてみよう)



It is **on** the hat.
うさぎはどこにいる? ⇒ ぼうしの **うえ** にいます。




It is **in** the hat.
うさぎはどこにいる? ⇒ ぼうしの **なか** にいます。




It is **under** the hat.
うさぎはどこにいる? ⇒ ぼうしの **した** にいます。

on → 上 / **in** → 中 / **under** → 下 ということ。


Where's the apple? Let's practice writing the words.
(絵を見て「りんご」はどこにあるかな? 書く練習もしようね)



It is **on** the table.
on on on on on on on




It is **in** the basket.
in in in in in in in




It is **under** the chair.
under under under

Read the sentences and draw a ball in each picture.
(文を読んでボールを絵の中に描いてみよう)


① A ball is **under** the table. ⇒



② A ball is **on** the bed. ⇒




③ A ball is **in** the basket. ⇒

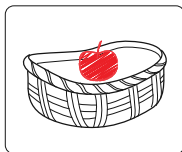


Read the sentences and draw an apple in each picture.
(文を読んでボールを絵の中に描いてみよう)


① An apple is on the table. →



② An apple is in the basket. →




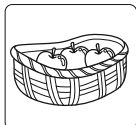
③ An apple is under the tree. →



Where are they? Look at the pictures and circle the correct word.
(「りんご」や「動物」はどこにいるかな? 絵を見て一番合う言葉を選び○をつけてね)


①  They are in the tree.


②  It is in the cage.

③  They are in the basket.

Where are they? Look at the pictures and circle the correct word.
(「りんご」や「動物」はどこにいるかな? 絵を見て一番合う言葉を選び○をつけてね)


①  It is on the hat.

②  They are on the plate.

③  It is under the chair.

Say it! Look at the pictures. Choose the correct word for each picture from the and write it on the line. Then read the sentences.
(絵を見て、それが「どこ」にあるか から選び線の上に書いてみよう! それから英文を読んでみよう!)

Where is the cat? (そのネコはどこにいるの?)

 → It is in the box.

 → It is under the bed.

 → It is on the table.


on
in
under



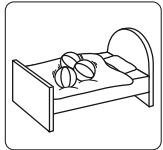
Look at the pictures. Choose the correct word for each picture from the and write it on the line. Then read the sentences.

絵を見て、それが「どこ」にあるか から選び線の上を書いてみよう！それから英文を読んでみよう！

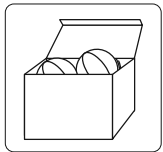
Where are the balls? (そのボールはどこにあるの?)



→ They are under the slide.



→ They are on the bed.



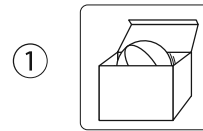
→ They are in the box.

on
in
under




Look at the pictures. Choose the correct word for each picture from the and write it on the line. Then read the sentences.


絵を見て、それが「どこ」にあるか から選び線の上を書いてみよう！それから英文を読んでみよう！



Where is the ball?
It is in the box.



Where are the cats?
They are under the bed.



Where is the apple?
It is on the table.

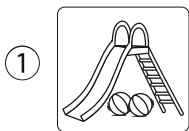
on
in
under

「Where」は「ばしょ」を聞くときに使う言葉で「どこ?」だよ!

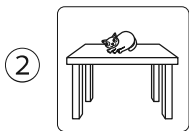


Look at the pictures. Choose the correct word for each picture from the and write it on the line. Then read the sentences.


絵を見て、それが「どこ」にあるか から選び線の上を書いてみよう！それから英文を読んでみよう！



Where are the balls?
They are under the slide.



Where is the cat?
It is on the table.



Where are the apples?
They are in the bowl.

on
in
under

「Where」は「ばしょ」を聞くときに使う言葉で「どこ?」だよ!



Let's practice using "on," "in" and "under."

(「on」「in」「under」を使って言ってみよう)

① どこにいるの?
【例】It is in the box.

② どこにいるの?
It is on the jungle gym.


③ どこにいるの?
It is in the tree.

④ どこにいるの?
They are under the slide.

Section 8 Basic Adjectives (ひと もの あらわ) (人や物の“ようす”を表すことば)


The words in the are adjectives. Write the adjectives in Japanese.

■のある英語は人や物の“ようす”を表すことばだよ。どんな“ようす”なのか の中に日本語で書いてみよう!



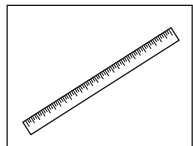
It is **big**.

それ(うさぎ)は **おおきい** です。



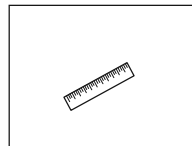
It is **small**.

それ(うさぎ)は **ちいさい** です。



It is **long**.

それ(じょうぎ)は **ながい** です。



It is **short**.


それ(じょうぎ)は **みじかい** です。

Circle the correct adjective for each picture.

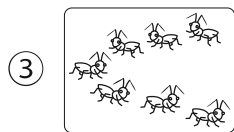
(絵を見てみよう! 絵の“ようす”に当てはまる方に○をつけよう!)



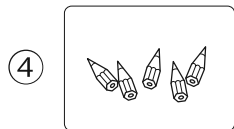
They are (**hot** / cold).



They are (full / **hungry**).



They are (big / **small**).



They are (long / **short**).

The words in the are adjectives. Write the adjectives in Japanese.

■のある英語は人や物の“ようす”を表すことばだよ。どんな“ようす”なのか の中に日本語で書いてみよう!

I'm **hot**.

わたしは **あつい** いです。




I'm **cold**.

ぼくは **さむい** いです。




I'm **hungry**.

ぼくは おなかが **すいた**。




I'm **full**.

わたしは おなかが **いっぱい**。




Circle the correct adjective for each picture.

(絵を見てみよう! 絵の“ようす”に当てはまる方に○をつけよう!)



It is (**big** / small).



It is (long / **short**).



He is (hot / **cold**).



She is (**full** / hungry).



Match the sentences to the correct pictures.
(文に合った絵を選んで線で結ぼう)

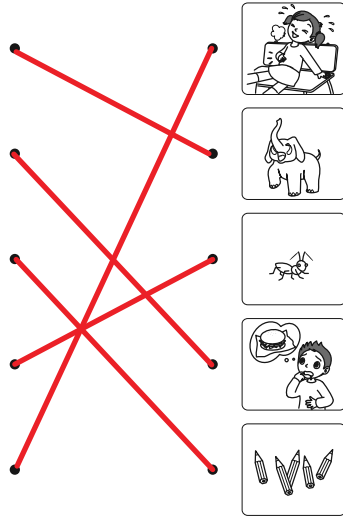
① It is big.

② He is hungry.

③ They are short.

④ It is small.

⑤ She is full.



Match the sentences to the correct pictures.
(文に合った絵を選んで線で結ぼう)


① It is long.

② They are big.

③ She is hot.

④ They are small.

⑤ He is cold.



Which adjective is it? Let's practice speaking.
(どんなようすなのかな? 言ってみよう!)

① 【例】 He is cold.

② She is hot.




③ He is hungry.



④ She is full.



⑤ It is big.

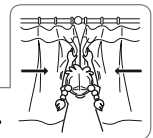


Section 9 Basic Verbs (“うごき”を表すことば)

Look at the underlined words. They are called “verbs.” Let's read.
(下の線のことは“うごき”を表すことばだよ。読んでみよう)



I open the box.



I close the curtains.




I sit down.



I stand up.

Trace the verbs below. Then match the sentences to the correct pictures.
(次の英文の点線のことはなぞってから、あてはまる絵と線でむすぼう)


① I **open** the box.



② I **close** the curtains.



③ I **sit** down.

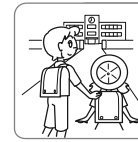


④ I **stand** up.



-81-

Look at the underlined words. They are called "verbs." Let's read.
(下の線のことは"うごき"を表すことばだよ。読んでみよう)



I go to school.



I swim in the sea.

-82-

Trace the verbs below. Then match the sentences to the correct pictures.
(次の英文の点線のことはなぞってから、あてはまる絵と線でむすぼう)

① I **go** to school.



② I **swim** in the sea.



③ I **run** in the park.



④ I **walk** to the house.



-83-

Look at the underlined words. They are called "verbs." Let's read.
(下の線のことは"うごき"を表すことばだよ。読んでみよう)



I catch a ball.



I throw a ball.

-84-



I pull the dog.



I push the button.


Trace the verbs below. Then match the sentences to the correct pictures.
(次の英文の点線のことはなぞってから、あてはまる絵と線でむすぼう)

① I **pull** the dog.

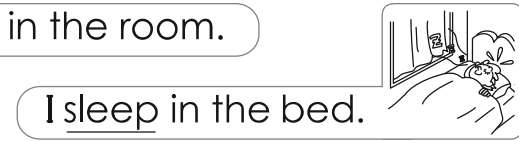
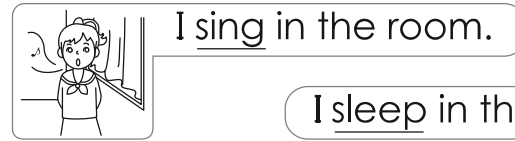

② I **push** the button.

③ I **catch** a ball.

④ I **throw** a ball.



Look at the underlined words. They are called "verbs." Let's read.
(下の線のことは"うごき"を表すことばだよ。読んでみよう)



Trace the verbs below. Then match the sentences to the correct pictures.
(次の英文の点線のことはなぞってから、あてはまる絵と線でむすぼう)

① I **cut** the paper.


② I **eat** curry.

③ I **sing** in the room.





④ I **cook** lunch.

⑤ I **drink** water.

⑥ I **sleep** in the bed.



Say it! Look at the sentences. Write the number of the verb for each picture on the lines.
(次の英文の _____ に合うことばを [] から選んで番号を入れ、完成した文を読んでみよう!)

(1) push	①  I <u>(1)</u> the button.
(2) sleep	②  I <u>(3)</u> water.
(3) drink	③  I <u>(2)</u> in the bed.
(4) throw	④  I <u>(4)</u> a ball.



Look at the sentences. Write the number of the verb for each picture on the lines.

次の英文の _____ に合うことばを _____ から選んで番号を入れ、完成した文を読んでみよう!

(1) run

(2) go

(3) cut

(4) eat




I **(3)** the paper.



I **(1)** in the park.



I **(4)** curry.



I **(2)** to school.



Look at the sentences. Write the number of the verb for each picture on the lines.

次の英文の _____ に合うことばを _____ から選んで番号を入れ、完成した文を読んでみよう!

(1) sit

(2) pull

(3) close

(4) catch



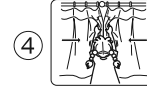
I **(2)** the dog.



I **(1)** down.



I **(4)** a ball.



I **(3)** the curtains.

Final Review



スペシャル問題!! Read each sentence and check the .

(文を読んで にチェックをしよう!)

① Please **open** the window.

② Please **run** in the park.

③ Please **pull** the door.

④ Please **sing** a song.

⑤ Please **cook** lunch.



スペシャル問題!! Read each sentence and check the .

(文を読んで にチェックをしよう!)

① Please **sit** down.

② Please **throw** the ball.

③ Please **cut** the paper.

④ Please **catch** the eraser.

⑤ Please **close** the curtains.

スペシャル問題!!



Read each sentence and check the .

(文を読んでにチェックをしよう!)

① Please **drink** water.



② Please **push** the door.



③ Please **eat** lunch.



④ Please **walk** to the wall.



⑤ Please **sleep**.



⑥ Please **stand** up.

