

# Basic English Grammar for Kids

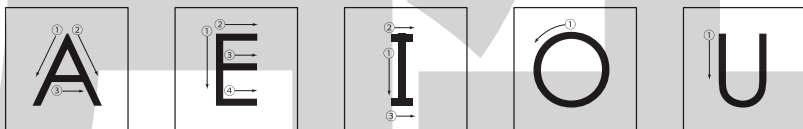


2

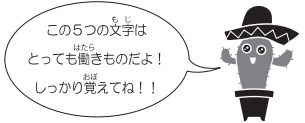


- ◆ Section 1 Vowels ..... 2  
母音ってなあに？
- ◆ Section 2 Basic Sentences ..... 8  
英語で文を作ろう！
- ◆ Section 3 "a" vs "an" ..... 14  
a / an ってなあに？
- ◆ Section 4 Singular vs Plural ..... 18  
『1つのもの』と『2つよりおおいもの』
- ◆ Section 5 Pronouns + Be Verb ..... 24  
(代名詞+Be動詞) ふつうの文のつくり方
- ◆ Section 6 Be Verb + Pronouns ..... 40  
(Be動詞+代名詞) しつもん文のつくり方
- ◆ Section 7 Questions and Answers ..... 56  
こたえの文のつくり方
- ◆ Section 8 Basic Verbs ..... 66  
動作をあらわすことば (動詞)
- ◆ Section 9 Be Verb + ~ ing ..... 86  
今している事をあらわす文 (現在進行形)
- ◆ Section 10 I can ~ ..... 94  
わたし / ぼく ~ できるよ！
- ◆ Section 11 Can you ~ ? ..... 98  
きみ ~ できる？
- ◆ Section 12 Basic Prepositions ..... 102  
『ばしょ』をあらわすことば
- ◆ Section 13 Basic Adjectives ..... 110  
人や物のようすをあらわすことば (形容詞)

アルファベット 26 文字の中で下の5つの文字はお母さん文字 (母音) だよ。覚えてね。



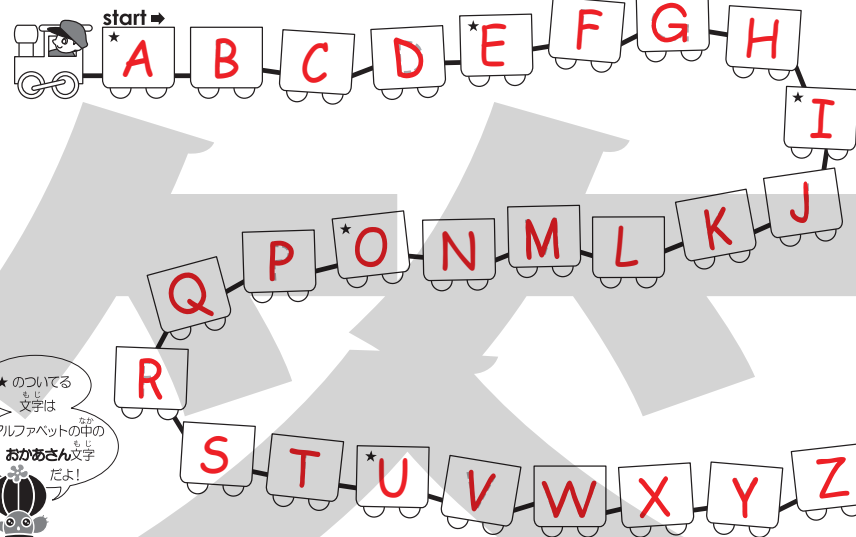
Write the letters on the dotted lines. (点線の上に文字を書こう！)



## Section 1 Vowels (母音ってなあに?)

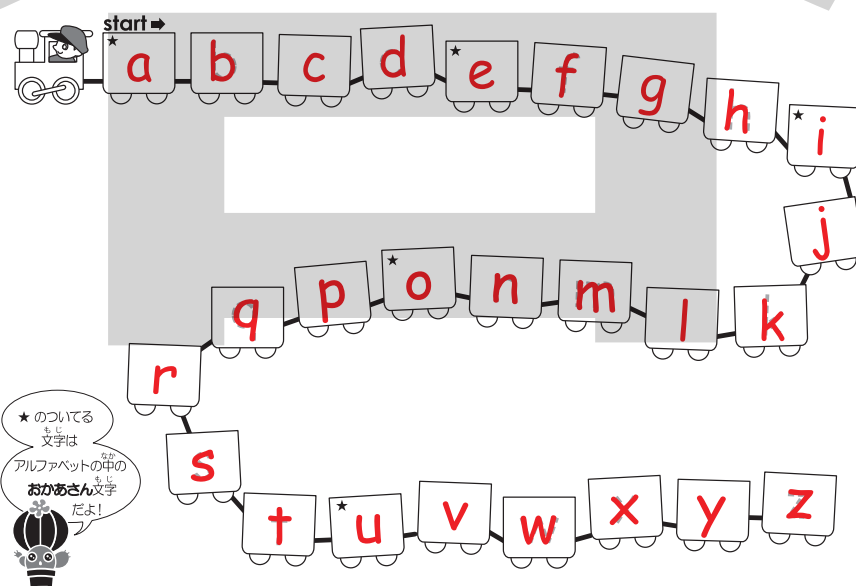
Write the missing letters. (アルファベットを書いて電車を完成させよう！)

Uppercase (大文字)

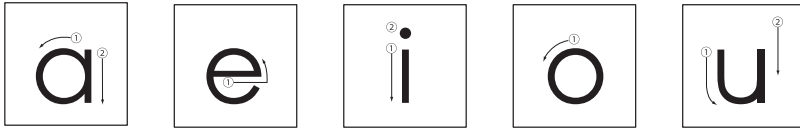


Write the missing letters. (アルファベットを書いて電車を完成させよう！)

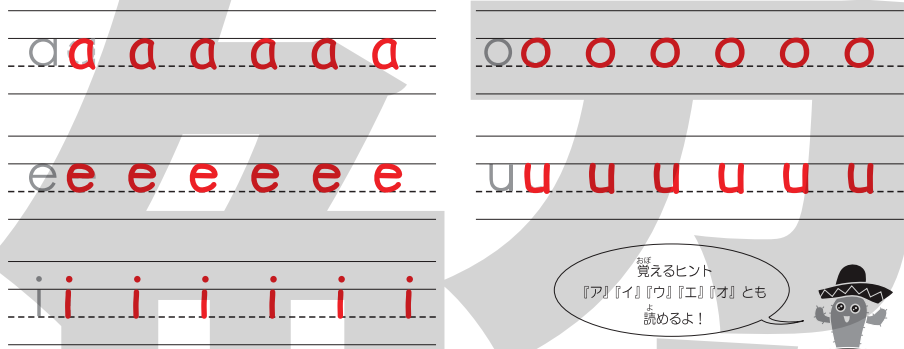
Lowercase (小文字)



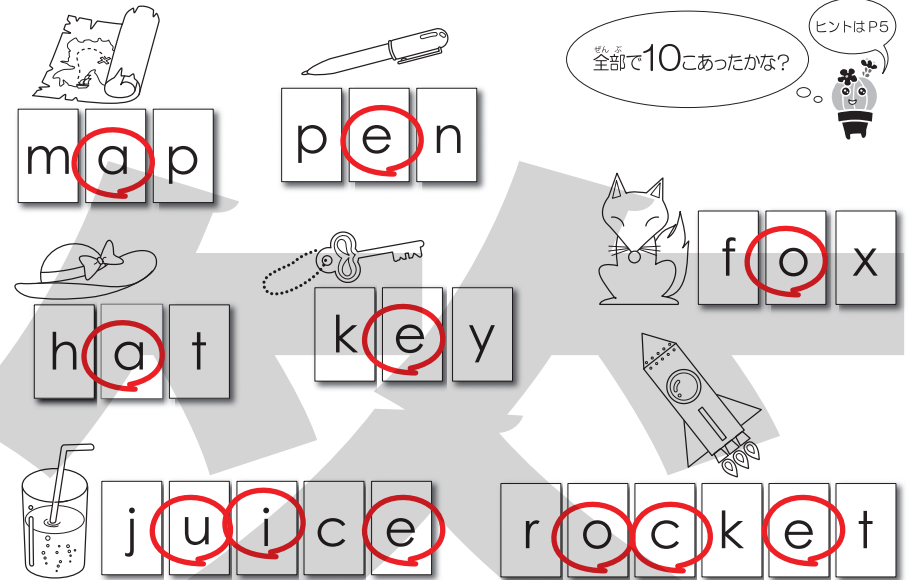
アルファベット 26 文字の中で下の5つの文字はお母さん文字（母音）だよ。覚えてね。



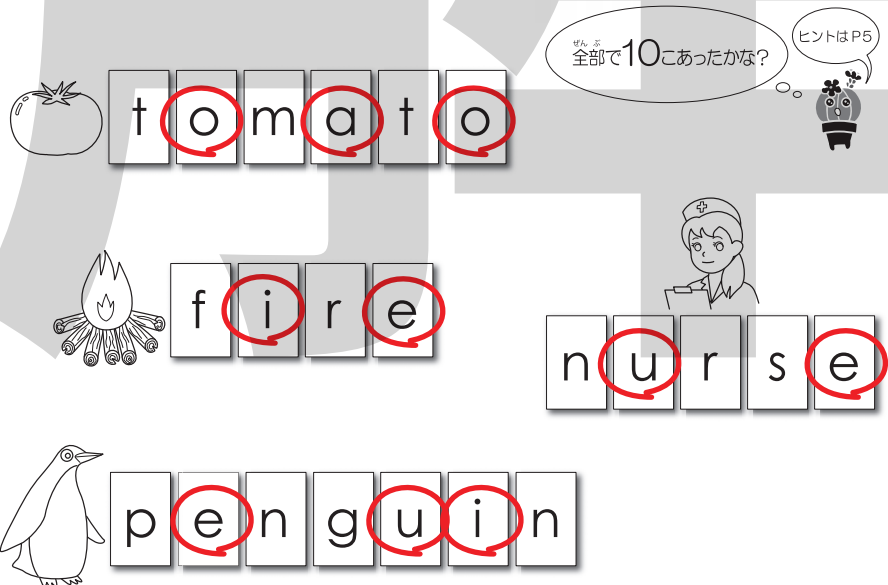
Write the letters on the dotted lines. (点線の上に文字を書こう!)



Circle the vowels below. (お母さん文字（母音）を見つけて全部○をつけよう!)



Circle the vowels below. (お母さん文字（母音）を見つけて全部○をつけよう!)



Section 2 Basic Sentences (英語で文を作ろう!)

Write the missing letter on the line for each sentence. (小文字を1字入れて文を完成させよう!)

言葉の前の『a』と『an』。  
いったい何がちがうかな?  
答えはP14

- What is it? It is an a nt.
- What is it? It is a l emon.
- What is it? It is a c at.
- What is it? It is an e gg.

Write the missing letter on the line for each sentence.  
(小文字を1字入れて文を完成させよう!)

言葉の前につく「a」と「an」。  
いったい何がちがうかな?  
答えはP14

① What is it? It is a frog.

② What is it? It is a mouse.

③ What is it? It is a strawberry.

④ What is it? It is an octopus.

Write the missing letter on the line for each sentence.  
(小文字を1字入れて文を完成させよう!)

言葉の前につく「a」と「an」。  
いったい何がちがうかな?  
答えはP14

① What is it? It is a ball.

② What is it? It is an apron.

③ What is it? It is a yo-yo.

④ What is it? It is a tree.

Write the missing letter on the line for each sentence.  
(小文字を1字入れて文を完成させよう!)

言葉の前につく「a」と「an」。  
いったい何がちがうかな?  
答えはP14

① What is it? It is a cow.

② What is it? It is a zebra.

③ What is it? It is a queen.

④ What is it? It is an umbrella.

Write the missing letter on the line for each sentence.  
(小文字を1字入れて文を完成させよう!)

言葉の前につく「a」と「an」。  
いったい何がちがうかな?  
答えはP14

① What is it? It is a pig.

② What is it? It is a rabbit.

③ What is it? It is an onion.

④ What is it? It is a watch.

Write the missing letter on the line for each sentence.  
(小文字を1字入れて文を完成させよう!)

言葉の前につく『a』と『an』。  
いったい何がちがうかな?  
答えはP14

① What is it? It is a gorilla.

② What is it? It is an iron.

③ What is it? It is a violin.

④ What is it? It is a box.

Section 3 "a" vs "an" (a / an ってなあに?)

a / an

『a』と『an』も「1つ」という同じ意味だけど  
使われる時が違うんだよ!  
後ろの言葉が**おかあさん文字の音**で始まる時は『an』  
後ろの言葉が**おかあさん文字以外の音**で始まる時は『a』  
では、下の問題で確かめてみよう!

Read the sentences. (下の文を読んでみよう!)

① It is a cake. (それは1コのケーキです)

② It is an orange. (それは1コのオレンジです。)

③ It is a lion. (それは1頭のライオンです。)

④ It is an umbrella. (それは1本のかさです。)

⑤ It is a book. (それは1さつの本です。)

Circle "a" or "an." (『a』か『an』を選んで○をつけよう!)

うえの文字と音に  
注意してね!

①  It is (a / an) car.

②  It is (a / an) elephant.

③  It is (a / an) window.

④  It is (a / an) doughnut.

⑤  It is (a / an) owl.

Circle "a" or "an." (『a』か『an』を選んで○をつけよう!)

うえの文字と音に  
注意してね!

①  It is (a / an) train.

②  It is (a / an) iguana.

③  It is (a / an) book.

④  It is (a / an) kangaroo.

⑤  It is (a / an) uniform.

文字は"u"だけど"y"の音で始まるよ!


Write "a" or "an" on the lines for each sentence. (『a』か『an』のどちらかを線の上に書こう!)

- ①  It is   a   peach.
- ②  It is   an   apple.
- ③  It is   an   eggplant.
- ④  It is   a   lion.
- ⑤  It is   an   undershirt.

-17-


Section 4 Singular vs Plural (『1つのもの』と『2つよりおいしいもの』)

【例】



⇒ It is **an** apple.

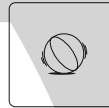
(それは1つのりんごです)



⇒ They are apples.

(それはいくつかのりんごです)

したぶんよ  
下の文を読んでみよう。



⇒ It is **a** ball.

(それは1つのボールです)



⇒ They are balls.


(それはいくつかのボールです)

『a』と『an』がつく時と  
最後に『s』がつく時では  
なに  
何がちがうかな?

かず  
数がちがうよ!


-18-

What is missing? Fill in the blanks. ( \_\_\_ に当てはまる文字は何かな?)



⇒ It is **an** elephant.


(それは1頭のぞうです)



⇒ They are elephant **s**.


(それらはなん頭かのぞうです)

『a/an/s』のどれかを  
入れてね!



⇒ It is **a** violin.

(それは1つのヴァイオリンです)



⇒ They are violins **s**.

(それはいくつかのヴァイオリンです)

-19-



Match the sentences to the correct pictures.

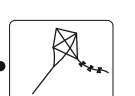
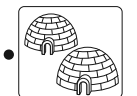

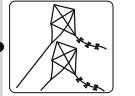
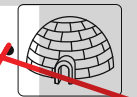


(文に合った絵を選んで線で結ぼう!)

① They are **kites**.

② It is **a horse**.

③ They are **flowers**.

④ It is **an igloo**.




-20-

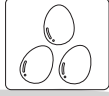
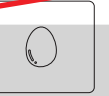


Match the sentences to the correct pictures.  
(文に合った絵を選んで線で結ぼう!)

① They are dogs.



② They are eggs.



③ It is an ant.

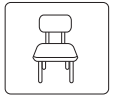


④ It is a star.




Match the sentences to the correct pictures.  
(文に合った絵を選んで線で結ぼう!)

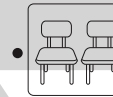
① It is a chair.



② They are crabs.



③ They are watermelons.



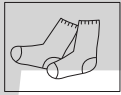
④ It is an ambulance.



Special question!

Choose the correct sentence. (正しい文を選んで○をつけよう!)

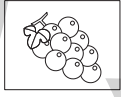
①



A: It is a sock.

B: They are socks.

②



A: It is a grape.

B: They are grapes.

③



A: It is a shoe.

B: They are shoes.

④




A: It is a glove.

B: They are gloves.

Section 5 Pronouns + Be Verb (代名詞 + Be動詞) -5つうの文のつくり方-


Read the sentences. (下の文を読んでみよう!)

(ひとりの人/ひとつのもの)



I am a boy.

You are a boy.



He is a boy.


She is a girl.

It is a tree.


(ふたりより多い人/ふたつより多いもの)



We are boys.



You are girls.



They are friends.

Read the sentences. (下の文を読んでみよう!)



- ① I am a boy. (ぼくは男の子です。)
- ② You are a boy. (あなたは男の子です。)
- ③ He is a boy. (かれは男の子です。)
- ④ She is a girl. (かのじよは女の子です。)
- ⑤ It is a cat. (それはねこです。)
- ⑥ We are girls. (わたしたちは女の子です。)
- ⑦ You are boys. (あなたたちは男の子です。)
- ⑧ They are boys. (かれらは男の子です。)

Write the words three times each on the dotted lines. (線の上に「am」「is」「are」を書いてみよう! 3回くらい書けるかな?)

I am am am

You are are are

He is is is

We are are are

She is is is

They are are are

It is is is


「なかよしのことば」は  
覚えてかな?



Circle "am," "is" or "are." (『am』『is』『are』を選んで○をつけよう!)

- ① I am a boy.
- ② You are a boy.
- ③ She is a girl.
- ④ He is a boy.

Circle "am," "is" or "are." (『am』か『is』か『are』を選んで○をつけよう!)

①  It (am is are) a cat.

②  You (am is are) a girl.

③  We (am is are) boys.


④  They (am is are) girls.

-29-

Circle "am," "is" or "are." (『am』か『is』か『are』を選んで○をつけよう!)

①  We (am is are) friends.


②  She (am is are) a nurse.


③  It (am is are) a tree.


④  You (am is are) students.


-30-

Circle "am," "is" or "are." (『am』か『is』か『are』を選んで○をつけよう!)

①  It (am is are) a dog.

②  You (am is are) a teacher.

③  He (am is are) a firefighter.

④  They (am is are) brothers.

-31-

Trace the words and circle "am," "is" or "are" to make a correct sentence.  
(点線の文字をなぞった後『am』か『is』か『are』を選んで○をつけよう!)

① It (am is are) a panda.



② We (am is are) students.



③ You (am is are) pilots.




④ They (am is are) dentists.



-32-



 Trace the words and circle "am," "is" or "are" to make a correct sentence.  
 (点線の文字をなぞった後『am』『is』『are』を選んで○をつけよう!)

① I **am** a doctor.



② You **are** a cook.



③ He **is** a teacher.



④ She **is** a vet.



 Write "am," "is" or "are" on the lines for each sentence.  
 (『am』『is』『are』を線の上に書こう!)

① It is a panda.



② We are students.



③ You are pilots.



④ They are dentists.



 Write "am," "is" or "are" on the lines for each sentence.  
 (『am』『is』『are』を線の上に書こう!)

① I am a doctor.



② You are a cook.




③ He is a teacher.



④ She is a vet.



 **Say it!** Write the correct word on the lines and read the sentence.  
 (.....に正しい英語を入れよう! その後で文を読んでみよう!)

**【例】**

What are you?  
 (あなたはなに?)

costume party!  
 わたしたちのコスチュームパーティーにようこそ!  
 いろいろなものに変装しちゃうよ!

Welcome to our

I am a nurse.  
 (わたしはかんごしです。)

① What are you?

I am a doctor.

② What are you?

I am a pilot.



Write the correct word on the lines and read the sentence.

( ..... に正しい英語を入れよう! その後で文を読んでみよう! )




What is he?

He is a zookeeper.



What is she?

She is a princess.



What are you?

We are bakers.



What is it?

It is a jellyfish.



スペシャル問題!!

Special question!

Write the correct word on the lines and read the sentence.

( ..... に正しい英語を入れよう! その後で文を読んでみよう! )



What are you?

I am a ghost.



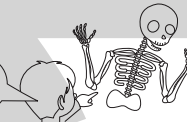
What is she?

She is a witch.



What is it?

It is a skeleton.



What are they?

They are bats.



Say it!

Write the correct word on the lines and read the sentence.

( ..... に正しい英語を入れよう! その後で文を読んでみよう! )



What is he?

He is a king.



What is she?

She is a teacher.




What are you?

We are students.



What are they?

They are firefighters.



Section 6 Be Verb + Pronouns (Be動詞+代名詞) -しつもん文のつくり方-



Trace the words and read the sentences. (点線の英語をなぞってから文を読んでみよう!)



You are a teacher.

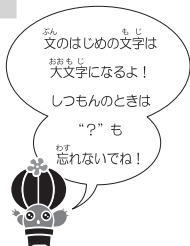
(あなたは先生です。)

Are you a teacher?

(あなたは先生ですか?)

あなたは先生です。 ⇒ You are a teacher.

あなたは先生ですか? ⇒ Are you a teacher?




 Trace the words and read the sentences. (点線の英語をなぞってから文を読んでみよう!)



I am a doctor. (わたしは医者です。)

Am I a doctor? (わたしは医者ですか?)

 「わたし」の意味の  
「I」はいつも大文字だよ!

わたしは医者です。 ⇒ I am a doctor.

わたしは医者ですか? ⇒ Am I a doctor?

文のはじめの文字は  
大文字になるよ!  
しつものときは  
“?”も  
おぼろいでね!

-41-

 Trace the words and read the sentences. (点線の英語をなぞってから文を読んでみよう!)



He is a pilot. (かれはパイロットです。)

Is he a pilot? (かれはパイロットですか?)


かれはパイロットです。 ⇒ He is a pilot.

かれはパイロットですか? ⇒ Is he a pilot?

文のはじめの文字は  
大文字になるよ!  
しつものときは  
“?”も  
おぼろいでね!

-42-

 Trace the words and read the sentences. (点線の英語をなぞってから文を読んでみよう!)



She is a nurse. (かのじょはかんごしです。)

Is she a nurse? (かのじょはかんごしですか?)


かのじょはかんごしです。 ⇒ She is a nurse.

かのじょはかんごしですか? ⇒ Is she a nurse?

文のはじめの文字は  
大文字になるよ!  
しつものときは  
“?”も  
おぼろいでね!

-43-

 Trace the words and read the sentences. (点線の英語をなぞってから文を読んでみよう!)



It is a dog. (それは犬です。)

Is it a dog? (それは犬ですか?)


それは犬です。 ⇒ It is a dog.

それは犬ですか? ⇒ Is it a dog?

文のはじめの文字は  
大文字になるよ!  
しつものときは  
“?”も  
おぼろいでね!

-44-

Trace the words and read the sentences. (点線の英語をなぞってから文を読んでみよう!)



We are students. (わたしたちは生徒です。)

Are we students? (わたしたちは生徒ですか?)

わたしたちは生徒です。 ⇒ We are students.

わたしたちは生徒ですか? ⇒ Are we students?

文のはじめの文字は  
大文字になるよ!  
しつものときは  
"?"も  
忘れないでね!



Trace the words and read the sentences. (点線の英語をなぞってから文を読んでみよう!)



You are dancers. (あなたたちはダンサーです。)

Are you dancers? (あなたたちはダンサーですか?)


あなたたちはダンサーです。 ⇒ You are dancers.

あなたたちはダンサーですか? ⇒ Are you dancers?

文のはじめの文字は  
大文字になるよ!  
しつものときは  
"?"も  
忘れないでね!



Trace the words and read the sentences. (点線の英語をなぞってから文を読んでみよう!)



They are firefighters. (かれらは消防士です。)

Are they firefighters? (かれらは消防士ですか?)

かれらは消防士です。 ⇒ They are firefighters.

かれらは消防士ですか? ⇒ Are they firefighters?

文のはじめの文字は  
大文字になるよ!  
しつものときは  
"?"も  
忘れないでね!



Write the missing words on the lines. (.....に英語を書いて文を完成させよう!)

① I am a doctor. (わたしは医者です。)

⇒ Am I a doctor? (わたしは医者ですか?)

② You are a cook. (あなたはコックです。)

⇒ Are you a cook? (あなたはコックですか?)


③ He is a pilot. (かれはパイロットです。)

⇒ Is he a pilot? (かれはパイロットですか?)



文のはじめの文字は  
大文字になるよ!



 Write the missing words on the lines. ( ..... に英語を書いて文を完成させよう! )

① She is a nurse. (かのじょはかんごしです。)

⇒ Is she a nurse? (かのじょはかんごしですか?)

② It is a dog. (それはいぬです。)

⇒ Is it a dog? (それはいぬですか?)

③ We are students. (わたしたちはせいとです。)

⇒ Are we students? (わたしたちはせいとですか?)

しつものとき、  
ほんまの  
1番目と2番目が  
入れかわるん  
だよ!



-49-

 Write the missing words on the lines. ( ..... に英語を書いて文を完成させよう! )

① You are dancers. (あなたたちはダンサーです。)

⇒ Are you dancers? (あなたたちはダンサーですか?)

② They are firefighters. (かれらはしょうぼうしです。)

⇒ Are they firefighters? (かれらはしょうぼうしですか?)

しつものとき、  
どこが入れかわるのか  
おぼ  
覚えたかな?



-50-

 Circle the correct word and read the sentence. (正しい英語に○をつけ文を読んでみよう!)


① ( Are / Am ) I a queen?



② ( Are / Am ) you a doctor?



③ ( Are / Is ) she a nurse?




④ ( Is / Are ) he a teacher?



⑤ ( Are / Am ) they firefighters?



-51-

 Circle the correct word and read the sentence. (正しい英語に○をつけ文を読んでみよう!)


① ( Is / Am ) he a cook?



② ( Are / Am ) they tigers?



③ ( Are / Is ) we dancers?



④ ( Is / Are ) it a rabbit?



⑤ ( Are / Am ) I a girl?



-52-

Circle the correct word and read the sentence. (正しい英語に○をつけ文を読んでみよう!)

① (You are / Are you) a baker?



② (He is / Is he) a police officer.



③ (You are / Are you) singers?



④ (It is / Is it) a pumpkin.



⑤ (We are / Are we) scientists?



文のさいごが  
“?” のときと  
“.” で終わるときでは  
大きく違うんだよ!  
おぼえ  
気をつけてね!

Circle the correct word and read the sentence. (正しい英語に○をつけ文を読んでみよう!)

① (I am / Am I) a waitress.



② (She is / Is she) a zookeeper?



③ (You are / Are you) pilots?



④ (It is / Is it) an alligator.



⑤ (They are / Are they) pancakes?



Circle the correct word and read the sentence. (正しい英語に○をつけ文を読んでみよう!)

① (I am / Am I) a farmer.



② (She is / Is she) a pianist?




③ (You are / Are you) a king?



④ (He is / Is he) a soccer player.



⑤ (They are / Are they) giraffes?



Section 7 Questions and Answers (こたえの文のつくり方)

【例1】

Is it a cat?



Yes, it is. (はい、そうです。)

No, it is not. (いいえ、ちがいます。)

No, it isn't. (いいえ、ちがいます。)

※ マークは英語のこたえを短くしてくれるよ。

Read the sentences. (文を読んでみよう!)

ひと、はな  
人と話すときは「短い形」の方を使うよ!  
つか  
使えるようにしてね!

No, you are not. ⇒ No, you aren't.

No, he is not. ⇒ No, he isn't.

No, we are not. ⇒ No, we aren't.

No, she is not. ⇒ No, she isn't.

No, they are not. ⇒ No, they aren't.

No, it is not. ⇒ No, it isn't.

【例2】

Are you a teacher?



Yes, I am. (はい、そうです。)

No, I am not. (いいえ、ちがいます。)

No, I'm not. (いいえ、ちがいます。)

みじか  
「短い形」になる場所が  
あるよ。  
上の文とはちがうよ!

Match the correct forms. (左の文にある「短い形」と線でむすぼう!)

- |                     |  |                  |
|---------------------|--|------------------|
| ① No, you are not.  |  | No, they aren't. |
| ② No, we are not.   |  | No, you aren't.  |
| ③ No, they are not. |  | No, it isn't.    |
| ④ No, he is not.    |  | No, we aren't.   |
| ⑤ No, she is not.   |  | No, she isn't.   |
| ⑥ No, it is not.    |  | No, he isn't.    |

Trace the sentences and read it. (次の点線の文をなぞってから読んでみよう!)

スペシャルケース No, I am **not**. ⇒ No, I'm not.

Read the sentences. (文を読んでみよう!)

- |                           |                         |  |
|---------------------------|-------------------------|--|
| ①  Am I a prince?         | Yes, I <u>am</u> .      |  |
| ②  Am I a prince?         | No, I'm <u>not</u> .    |  |
| ③  Am I a police officer? | Yes, you <u>are</u> .   |  |
| ④  Am I a police officer? | No, you <u>aren't</u> . |  |
| ⑤  Are you a scientist?   | Yes, I <u>am</u> .      |  |
| ⑥  Are you a scientist?   | No, I'm <u>not</u> .    |  |

Read the sentences. (文を読んでみよう!)

- |                    |                        |  |
|--------------------|------------------------|--|
| ①  Is he a baker?  | Yes, he <u>is</u> .    |  |
| ②  Is he a baker?  | No, he <u>isn't</u> .  |  |
| ③  Is she a queen? | Yes, she <u>is</u> .   |  |
| ④  Is she a queen? | No, she <u>isn't</u> . |  |
| ⑤  Is it a pen?    | Yes, it <u>is</u> .    |  |
| ⑥  Is it a pen?    | No, it <u>isn't</u> .  |  |

Read the sentences. (文を読んでみよう!)

- |                         |                          |  |
|-------------------------|--------------------------|--|
| ①  Are we firefighters? | Yes, you <u>are</u> .    |  |
| ②  Are we firefighters? | No, you <u>aren't</u> .  |  |
| ③  Are you students?    | Yes, we <u>are</u> .     |  |
| ④  Are you students?    | No, we <u>aren't</u> .   |  |
| ⑤  Are they pigs?       | Yes, they <u>are</u> .   |  |
| ⑥  Are they pigs?       | No, they <u>aren't</u> . |  |

Choose the correct answer. (正しい答えを選んで○をつけよう!)

① Are you a pilot?  A: Yes, I am.   
B: No, I'm not.

② Is it a ladybug?  A: Yes, it is.   
B: No, it isn't.

③ Am I a pianist?  A: Yes, you are.   
B: No, you aren't.

Choose the correct answer. (正しい答えを選んで○をつけよう!)

① Is she a waitress?  A: Yes, she is.   
B: No, she isn't.


② Are you soccer players?  A: Yes, we are.   
B: No, we aren't.

③ Is he a dentist?  A: Yes, he is.   
B: No, he isn't.

④ Is she a cook?  A: Yes, she is.   
B: No, she isn't.

Choose the correct answer. (正しい答えを選んで○をつけよう!)

① Are we pilots?  A: Yes, you are.   
B: No, you aren't.

② Is it a mouse?  A: Yes, it is.   
B: No, it isn't.

③ Are they farmers?  A: Yes, they are.   
B: No, they aren't.

Write the correct word on the lines to complete the questions, and trace the words in the answers. (……の上正しい英語を入れて質問文を完成させよう! 答えの文の言葉をなぞろう!)

① Is he a police officer? Yes, he is.

② Are you a scientist? No, I 'm not.

③ Is she a pianist? No, she isn't.

④ Is it a riceball? Yes, it is.

⑤ Are they bakers? Yes, they are.



Write the correct word on the lines to complete the questions, and trace the words in the answers. (.....の上に正しい英語を入れて質問文を完成させよう! 答えの文の言葉をなぞろう!)

- ① Are we dancers? Yes, you are.
- ② Am I a fisherman? No, you aren't.
- ③ Are you office workers? Yes, we are.
- ④ Is it a grasshopper? No, it isn't.
- ⑤ Is she a waitress? Yes, she is.

Section 8 Basic Verbs (動作をあらわすことば) -動詞-

Trace the verbs below. Then match the sentences to the correct pictures. (次の点線のことばをなぞってから、あてはまる絵と線でむすぼう!)

Grammar 1で出てきたよ!  
覚えてるかな?

① I go to school.

② I close the curtains.

③ I sit down.


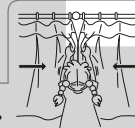




④ I stand up.

⑤ I open a box.

⑥ I swim in a pool.



Choose the correct verb from the box and write it on the line for each sentence. (.....から正しい英語を選んで.....に書こう!)

- ① I open a box. 
- ② I close the curtains. 
- ③ I sit down. 
- ④ I stand up. 
- ⑤ I go to school. 
- ⑥ I swim in a pool. 

go open stand sit swim close

Trace the verbs below. Then match the sentences to the correct pictures. (次の点線のことばをなぞってから、あてはまる絵と線でむすぼう!)

Grammar 1で出てきたよ!  
覚えてるかな?

① I pull a rope.

② I run in the park.

③ I push a button.







④ I throw a ball.

⑤ I walk to school.

⑥ I catch a ball.



Choose the correct verb from the  and write it on the line for each sentence.  
 (  から正しい英語を選んで  に書こう! )

- ①  I walk to school. 
- ② I run in the park.
- ③  I catch a ball. 
- ④ I throw a ball.
- ⑤  I pull a rope. 
- ⑥ I push a button.

run walk catch throw pull push

-69-

Trace the verbs below. Then match the sentences to the correct pictures. (次の点線のことはをなぞってから、あてはまる絵と線でむすぼう!)







Grammar 1 で出てきたよ!  
 おぼえてるかな?  
 覚えてようね!

- ① I cut paper.
- ② I eat curry.
- ③ I sing in the room.
- ④ I cook pancakes.
- ⑤ I drink water.
- ⑥ I sleep in my bed.



-70-

Choose the correct verb from the  and write it on the line for each sentence.  
 (  から正しい英語を選んで  に書こう! )

- ①  I cook pancakes. 
- ② I drink water.
- ③  I sleep in my bed. 
- ④ I eat curry.
- ⑤  I cut paper. 
- ⑥ I sing in the room.

drink cook cut sing eat sleep

-71-


Read the sentences. (文を読んでみよう!)

Grammar 2 から出てくる  
 『動き』を表わすことはだよ!  
 おぼえてようね!

- ①  I wash my hands. 
- ② I have a balloon.
- ③  I look at a picture. 
- ④ I like dolls.
- ⑤  I play the piano. 
- ⑥ I study English.


-72-

Trace the verbs below. Then match the sentences to the correct pictures.  
 (次の点線のことはをなぞってから、あてはまる絵と線でむすぼう!)


- ① I play the piano.
  - ② I have a balloon.
  - ③ I study English.
  - ④ I wash my hands.
  - ⑤ I like dolls.
  - ⑥ I look at a picture.
- 

Read the sentences. (文を読んでみよう!)

Grammar 2 から出てくる  
 『動き』を表わすことばだよ!  
 覚えてようね!


- ① I fly in an airplane.
  - ② I listen to music.
  - ③ I climb a ladder.
  - ④ I jump on the bed.
  - ⑤ I draw a picture.
  - ⑥ I touch the wall.
- 

Trace the verbs below. Then match the sentences to the correct pictures.  
 (次の点線のことはをなぞってから、あてはまる絵と線でむすぼう!)







- ① I jump on the bed.
  - ② I draw a picture.
  - ③ I touch the wall.
  - ④ I fly in an airplane.
  - ⑤ I climb a ladder.
  - ⑥ I listen to music.
- 

Read the sentences. (文を読んでみよう!)





Grammar 2 から出てくる  
 『動き』を表わすことばだよ!  
 覚えてようね!

- ① I read a book.
  - ② I write a letter.
  - ③ I ride a bike.
  - ④ I make a necklace.
  - ⑤ I put a bowl on the table.
  - ⑥ I pick flowers.
- 

Trace the verbs below. Then match the sentences to the correct pictures.  
 (次の点線のことばをなぞってから、あてはまる絵と線でむすぼう!)

- ① I write a letter. 
- ② I make a necklace. 
- ③ I put a bowl on the table. 
- ④ I ride a bike. 
- ⑤ I pick flowers. 
- ⑥ I read a book. 




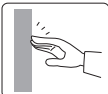

Circle the correct verb and read the sentence. (正しい英語に○をつけ文を読んでみよう!)

- ①  I (have / sleep) a balloon.
- ②  I (eat / fly) in an airplane.
- ③  I (drink / wash) my body.
- ④  I (cook / like) dolls.
- ⑤  I (close / jump) on the bed.

どっちのことばが  
絵に合うか  
わかるかな?







Circle the correct verb and read the sentence. (正しい英語に○をつけ文を読んでみよう!)

- ①  I (look / throw) at a picture.
- ②  I (open / climb) a ladder.
- ③  I (draw / pull) a picture.
- ④  I (touch / walk) the wall.
- ⑤  I (make / cut) a necklace.

どっちのことばが  
絵に合うか  
わかるかな?




Circle the correct verb and read the sentence. (正しい英語に○をつけ文を読んでみよう!)


- ①  I (push / play) soccer.
- ②  I (sing / listen) to music.
- ③  I (study / stand) English.
- ④  I (put / sit) a bowl on the table.


どっちのことばが  
絵に合うか  
わかるかな?



 Circle the correct verb and read the sentence. (正しい英語に○をつけ文を読んでみよう!)

①  I (catch / **pick**) flowers.


②  I (**read** / swim) a book.


③  I (close / **write**) a letter.

④  I (**ride** / go) a bike.

どっちのことばが  
絵に合うか  
わかるかな?



 Say it! Choose the correct word from the  and write it on the lines.  
(  から正しい英語を選んで  に書こう!)

①  I eat curry.


②  I wash my body.

③  I drink water.

④  I listen to music.

⑤  I look at a picture.

wash look listen eat drink

 Say it! Choose the correct word from the  and write it on the lines.  
(  から正しい英語を選んで  に書こう!)

①  I touch a koala.


②  I fly in an airplane.

③  I play soccer.

④  I push a button.

⑤  I make a cake.

play fly touch make push

 Say it! Choose the correct word from the  and write it on the lines.  
(  から正しい英語を選んで  に書こう!)

①  I have a basket.

②  I sleep in my bed.

③  I cook a pancake.

④  I study math.

⑤  I like cats.

cook like have sleep study

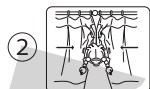


Choose the correct word from the  and write it on the lines.

(  から正しい英語を選んで  に書こう! )



① I write a letter.



② I close the curtains.



③ I read a book.



④ I climb a ladder.



⑤ I ride a train.

ride climb read write close


Section 9 Be Verb + ~ing (今していることをあらわす文) -現在進行形-



Section 5 と Section 8 で習ったことに『~ing』を組み合わせると『今、~しています』という表現になるよ!

【例】


I am washing my hands.  (わたしは今、手をあらっています。)


He is playing soccer.  (かれは今、サッカーをしています。)

They are jumping on the bed.  (かれらは今、ベッドの上でジャンプしています。)



Read the sentences. (文を読んでみよう!)

①  I am listening to music. (わたしは今、音楽をきいています。)

②  I am reading a book. (わたしは今、本を読んでいます。)

③  I am looking at a picture. (わたしは今、絵を見えています。)



What are you doing?

(今、何してるの?)



I am walking.

(わたしは今、歩いています。)



Trace the letters and read the sentences.

(点線の文字をなぞって「今~している」文を読んでみよう!)

①  I am drinking milk. (わたしは今、ミルクをのんでいます。)

②  I am playing the piano. (わたしは今、ピアノをひいています。)

③  I am picking strawberries. (わたしは今、いちごをつんでいます。)

④  I am eating curry. (わたしは今、カレーを食べています。)



Trace the letters and read the sentences. (点線の文字をなぞって「今~している」文を読んでみよう!)

What are you doing?

(今、何してるの?)



① I am climbing a tree. (わたしは今、木にのぼっています。)



② I am washing my body. (わたしは今、体をあらっています。)



③ I am flying in an airplane. (わたしは今、飛行機で飛んでいます。)



④ I am pushing a button. (わたしは今、ボタンを押しています。)



 Trace the letters. Then read the sentences and see how they are different.  
(次の点線のことばをなぞってから、2つの文を読んでちがいをを見つけよう!)

① You walk every day. (あなたは毎日あるきます。)

You are walking. (あなたは今、あるいています。)

② He plays soccer every day. (彼は毎日サッカーをします。)

He is playing soccer. (彼は今、サッカーをしています。)

③ She cooks every day. (彼女は毎日料理をします。)

She is cooking. (彼女は今、料理をしています。)

④ It runs every day. (それは毎日走ります。)

It is running. (それは今、走っています。)

-89-

 Trace the letters. Then read the sentences and see how they are different.  
(次の点線のことばをなぞってから、2つの文を読んでちがいをを見つけよう!)

① We draw pictures every day. (私たちは毎日絵をかきます。)

We are drawing pictures. (私たちは今、絵をかいています。)

② They wash the dishes every day. (彼らは毎日お皿をあらいます。)

They are washing the dishes. (彼らは今、お皿をあらっています。)

③ You study every day. (あなたたちは毎日べんきょうします。)

You are studying. (あなたたちは今、べんきょうしています。)

-90-

 Complete the sentences. ( ..... に合うことばを入れて文を完成させよう!)

 What is he doing?  
(かれはなにしているの?)

① He is throwing a ball.



 What is she doing?  
(かのじよはなにしているの?)

② She is singing.



 What are you doing?  
(あなたたちはなにしているの?)

③ We are pulling a rope.



 What are they doing?  
(かれらはなにしているの?)

④ They are studying English.



-91-

 Complete the sentences. ( ..... に合うことばを入れて文を完成させよう!)

①  He is pushing the ball.

②  She is touching the wall.

③  You are opening the curtains.

④  It is sleeping.

⑤  They are playing soccer.

ちょっと  
むずかしいけど  
できるかな?



-92-

スペシャル問題!! 『動詞 + ing』にした時、動詞の形がわかるもの

【例1】動詞の最後に『e』がつく単語は『e』をとって『ing』をつける。

write → writ~~e~~ + ing → writing  
→ I am writing a letter.



【例2】動詞の最後の文字が重なる。

run → run + n + ing → running  
→ You are running in the park.



Complete the sentences. ( : に合うことばを入れて文を完成させよう! )

① make → mak~~e~~ + ing → making  
→ We are making a cake.



② cut → cut + t + ing → cutting  
→ She is cutting paper.



-93-

Section 10 I can ~ . (わたし/ぼく~できるよ!)

【例】 I can swim.  
(動きを表わす)



I can cook.  
(わたしは料理ができる)

※『できる』という意味の『can』は、動きを表わすことばと仲良しで出てくるよ!

I can swim.  
(ぼくはおよげる)

Read the sentences. (文を読んでみよう!)

① I can make a cake. (わたしはケーキをつくれます。)



② I can play the piano. (わたしはピアノをひけます。)



③ I can climb a tree. (ぼくは木登りができます。)




④ I can run fast. (わたしははやく走れます。)



-94-

Write "can" on the lines. Then read the sentences and match them to the pictures.  
( : に『can』を入れて英文を読んだあと、文と合う絵を線で結ぼう! )

① I can write Japanese.



② I can read English.



③ I can eat noodles.



④ I can cook breakfast.



⑤ I can study math.



-95-

Read the sentences and match them to the Japanese.  
(英文に合った日本語を選んで線で結ぼう!)

① I can touch a bear. (ぼくは玉ねぎを食べられます。)

② I can eat onions. (わたしは上手に歌えます。)

③ I can close the window. (わたしはとべます。)

④ I can sing well. (ぼくはくまをさわれます。)

⑤ I can fly. (わたしはまどをしめられます。)

-96-



Choose the correct word and match the sentences to the Japanese.  
 (  から正しい英語を選んで  に書こう! 英文に合った日本語を選んで線で結ぼう! )

- ① I can play the piano. (ぼくは犬をあらえます。)
- ② I can touch a snake. (わたしはスカイツリーにのぼれます。)
- ③ I can swim 100 meters. (わたしは100m泳げます。)
- ④ I can climb Skytree. (わたしはへびをさわれます。)
- ⑤ I can wash a dog. (わたしはピアノをひけます。)

swim   play   climb   wash   touch

Section 11 Can you ~? (きみ〜できる?)

【例】 Can you cook? Yes, I can. (はい、できます。)

No, I cannot. (いいえ、できません。)

No, I can't. (いいえ、できません。)

※P56にも出てきたように「マークは英語のことばを短くしてくれるよ。使い方を練習しよう!」

Say it! Ask the questions to your friends and mark their answers.  
 (お友達に聞いてみよう! お友達の答えの方の  に  (チェック) をしよう!)

- Yes, I can.   No, I can't.
- ① Can you swim?
- ② Can you fly?
- ③ Can you play tennis?
- ④ Can you throw a ball?

Say it! Ask the questions to your friends and mark their answers.  
 (お友達に聞いてみよう! お友達の答えの方の  に  (チェック) をしよう!)

Yes, I can.   No, I can't.

- ① Can you drink coffee?
- ② Can you eat green peppers?
- ③ Can you walk to school?
- ④ Can you cook?
- ⑤ Can you touch a snake?

Say it! Ask the questions to your friends and mark their answers.  
 (お友達に聞いてみよう! お友達の答えの方の  に  (チェック) をしよう!)

Yes, I can.   No, I can't.

- ① Can you sleep for 15 hours?
- ② Can you ride a bike?
- ③ Can you run fast?
- ④ Can you write in English?
- ⑤ Can you make a necklace?



Make your own questions to ask your friends.

(自分で文をつくってお友達に聞いてみよう!)

You can use the words from the .

(の中のことばをつかえるよ!)

※解答例です

Yes, I can. No, I can't.

① Can you swim?

② Can you fly?

③ Can you cook?

④ Can you sing?

⑤ Can you run?

sleep, drink, eat, swim, cook, sing, read,  
catch, run, climb, fly, write, throw, play


-101-

## Section 12 Basic Prepositions (『ばしょ』をあらわすことば)

Write the correct Japanese on the lines.

(「うさぎ」はどこにいる? 日本語の線のところに「うさぎ」のいる「ばしょ」を書いてみよう!)

Where is the rabbit?



It is on the hat.

うさぎはどこにいる? ⇨ ぼうしの 上 にいます。



It is in the hat.

うさぎはどこにいる? ⇨ ぼうしの 中 にいます。



It is under the hat.

うさぎはどこにいる? ⇨ ぼうしの 下 にいます。

on→上 / in→中 / under→下 だよ。

-102-



Look at the pictures. Choose the correct word for each picture from the  and write it on the lines. Then read the sentences.

(絵を見て、それが「どこ」にあるか  から選び線の上を書いてみよう! それから英文を読んでみよう!)

① Where is the ball?  
It is in the box.

on

in

under

② Where are the cats?  
They are under the bed.

③ Where is the apple?  
It is on the table.

『where』は「ばしょ」を  
聞くときに使う言葉で  
「どこ?」だよ!

-103-

Write the correct Japanese on the lines.


(「うさぎ」はどこにいる? 日本語の線のところに「うさぎ」のいる「ばしょ」を書いてみよう!)

Where is the rabbit?




It is by the hat.

うさぎはどこにいる? ⇨ ぼうしの そば にいます。



It is in front of the hat.

うさぎはどこにいる? ⇨ ぼうしの まえ にいます。



It is between the hats.

うさぎはどこにいる? ⇨ ぼうしの あいだ にいます。


by→そば / in front of→前 / between→間 だよ。

-104-

**Say it!** Where are they? Practice writing the words on the dotted lines.  
 (絵を見て「みんな」はどこにいるかな? 書く練習もしようね!)



The boy is **by** the door.  
 ⇒ by by by by by by by

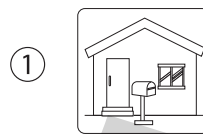


The girl is **in front of** the house.  
 ⇒ in front of in front of



The fox is **between** the trees.  
 ⇒ between between

**Say it!** Look at the pictures. Choose the correct word for each picture from the  and write it on the lines. Then read the sentences.  
 (絵を見て、それが「どこ」にあるか  から選び線の上を書いてみよう! それから英文を読んでみよう!)

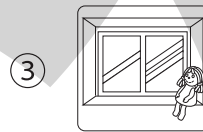


Where is the mailbox?  
 It is in front of the house.

『where』は「ばしょ」を聞くときに使う言葉で「どこ?」だよ!



Where are the boys?  
 They are between the rivers.




Where is the doll?  
 It is by the window.

by  in front of  between

**Say it!** Look at the pictures. Choose the correct word for each picture from the  and write it on the lines. Then read the sentences.  
 (絵を見て、それが「どこ」にあるか  から選び線の上を書いてみよう! それから英文を読んでみよう!)

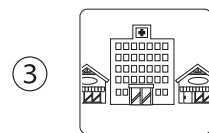


Where are the baskets?  
 They are in front of the door.



Where is the turtle?  
 It is by the sea.

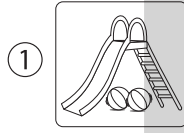
『where』は「ばしょ」を聞くときに使う言葉で「どこ?」だよ!



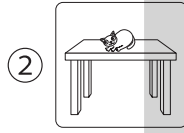
Where is the hospital?  
 It is between the shops.

by  in front of  between

**Say it!** Look at the pictures. Choose the correct word for each picture from the  and write it on the lines. Then read the sentences.  
 (絵を見て、それが「どこ」にあるか  から選び線の上を書いてみよう! それから英文を読んでみよう!)

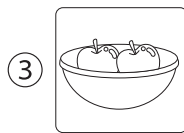


Where are the balls?  
 They are under the slide.



Where is the cat?  
 It is on the table.

『where』は「ばしょ」を聞くときに使う言葉で「どこ?」だよ!



Where are the apples?  
 They are in the bowl.

on  in  under



Let's practice using "between," "in front of" and "by."  
 (『between』『in front of』『by』を使って書いてみよう!)

① どこにいるの?

【例】 They are between the rivers.

② どこにいるの?

It is by the tree.

③ どこにいるの?

She is in front of the mailbox.

Section 13 Basic Adjectives (人や物のようすをあらわすことば) -形容詞-

Read the sentences. (文を読んでみよう!)



It is big.

(それは大きいです。)

It is small.

(それは小さいです。)

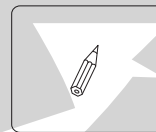



She is hot.

(彼女は暑いです。)

He is cold.

(彼は寒いです。)



It is long.

(それは長いです。)

It is short.

(それは短いです。)



He is hungry.

(彼はおなかが空いています。)

She is full.

(彼女はおなかがいっぱいです。)



Write the correct Japanese in the .

(  のことばは人や物の“ようす”を表すことばだよ。どんな“ようす”なのか  の中に日本語で書いてみよう!)

He is tall.

He is short.

かれは  背が  高いです。

かれは  背が  ひくいです。

They are clean.

They are dirty.

それらは   きれいです。

それらは   きたないです。



Write the correct Japanese in the .


(  のことばは人や物の“ようす”を表すことばだよ。どんな“ようす”なのか  の中に日本語で書いてみよう!)



It is rainy.

あめ

です。



It is sunny.

はれ


です。



It is windy.

かぜの日

です。




It is cloudy.

くもり

です。

Circle the correct word and read the sentence. (正しい英語に○をつけ文を読んでみよう!)

①  It is (sunny / cloudy).

②  He is (tall / short).


③  It is (windy / rainy).

④  They are (dirty / clean).

絵は  
どんなようすを  
表しているかな?



Circle the correct word and read the sentence. (正しい英語に○をつけ文を読んでみよう!)

①  He is (tall / short).

②  It is (windy / rainy).

③  They are (dirty / clean).

④  It is (sunny / cloudy).

絵は  
どんなようすを  
表しているかな?



Match the pictures to the correct words to make sentences. (あてはまることばと線でおすほう!)

①  It is short.

②  He is long.

③  It is cold.

④  She is hot.

Match the pictures to the correct words to make sentences. (あてはまることばと線でおすほう!)


①  He is tall.


②  She is full.


③  He is hungry.


④  I am short.

Match the pictures to the correct words to make sentences.  
(あてはまることばと線でむすぼう!)


①  It is big.


②  They are dirty.


③  It is clean.


④  They are small.


Write the correct words on the lines to make sentences.  
(       にあうことばを        から選んで書こう!)

①  It is sunny.

②  It is long.

③  It is big.

④  It is small.


⑤  It is short.


long short sunny big small


どんな  
“ようす”か  
わかるかな?





Write the correct words on the lines to make sentences.  
(       にあうことばを        から選んで書こう!)

①  He is short.

②  She is hot.

③  He is cold.

④  He is tall.


⑤  It is rainy.


tall short cold hot rainy

『short』は  
“みじかい”にも  
“ひくい”にも  
つかわれるよ!





Write the correct words on the lines to make sentences.  
(       にあうことばを        から選んで書こう!)

①  It is windy.

②  She is full.

③  They are clean.

④  He is hungry.

⑤  They are dirty.

dirty clean hungry full windy