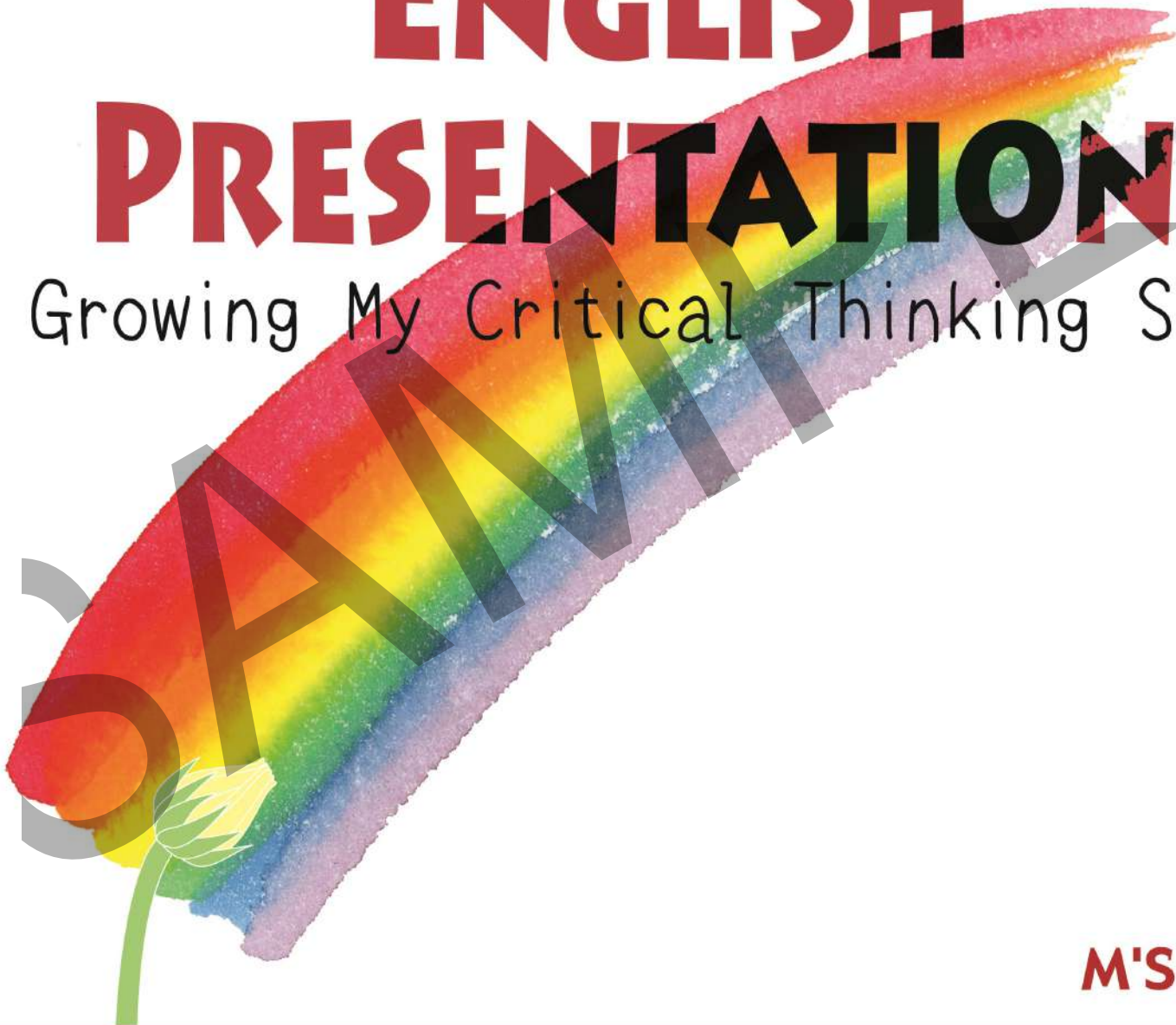


子どもの未来を応援する!

STARTER

ENGLISH PRESENTATIONS

Growing My Critical Thinking Skills



M'S WORKBOOK®



ENGLISH PRESENTATIONS

STARTER

Growing My Critical Thinking Skills

* Teacher's Manual.....	p.2-3	* Unit 12	Places.....	p.52-55	
* Basics.....	p.4-7	* Unit 13	Garden.....	p.56-59	
* Unit 1	Fruit.....	p.8-11	* Unit 14	Vegetables.....	p.60-63
* Unit 2	Zoo Animals.....	p.12-15	* Unit 15	Hobbies.....	p.64-67
* Unit 3	Bugs.....	p.16-19	* Unit 16	Farm Animals.....	p.68-71
* Unit 4	Sea Animals.....	p.20-23	* Unit 17	Vacation.....	p.72-75
* Unit 5	Summer Vacation.....	p.24-27	* Unit 18	Clothes.....	p.76-79
* Unit 6	Body.....	p.28-31	* Unit 19	Halloween.....	p.80-83
* Unit 7	Yummy Food.....	p.32-35	* Unit 20	School.....	p.84-87
* Unit 8	Cooking.....	p.36-39	* Unit 21	Family.....	p.88-91
* Unit 9	Christmas.....	p.40-43	* Unit 22	Fantasy.....	p.92-95
* Unit 10	Seasons.....	p.44-47	* Unit 23	Vehicles.....	p.96-99
* Unit 11	House.....	p.48-51	* Unit 24	Future.....	p.100-103

本書の使用方法のご紹介

本書は1ユニット4ページで構成されており、全体で24ユニットとなっています。
This book consists of 24 units and unit is each made up of four pages.

各ユニットは発表に導く3つの質問で構成されています。
Each unit has three questions which combine to make a presentation script.

- ①トピックに対する質問 ②基本Q&A ③クリティカル・シンキングを養う質問
- Topic Question Basic Q&A Critical Thinking Question

基本QA

1ページ目
1st Page

Unit 1
Fruit

What fruit do you like to eat?

Nice!!

Teacher's comments:

2ページ目
2nd Page

How are you?

I am happy hungry sad angry sleepy

Today's words:

apples strawberries

oranges bananas

I eat strawberries

基本QA

3ページ目
3rd Page

How are you?

I am happy

Check p.7

How is it?

sweet sour

yummy soft

They are yummy

That's true!

4ページ目
4th Page

Presentation

My name is Emuzou

I am happy

I eat strawberries

They are yummy

Teacher's comments:

《構成は全ユニット共通 Teaching Guide for Each Unit》

1 ページ目 : トピックに対して自由に絵を描く。
1st Page Students draw a picture based on the prompt.

指導ポイント: できるだけ自由に描かせる。
 Teaching point: draw as imaginatively as possible.

2 ページ目 : ①トピックに対する語彙の紹介。
2nd Page Introduce new vocabulary.

指導ポイント: 掲載以外の語彙もできる限り紹介。
 Teaching point: introduce any extra vocabulary as needed.

②トピックの答え方の練習。
 Practice answering the prompt.

指導ポイント: 様々なバリエーションで練習する。
 Teaching point: practice variations.

③ページ上の基本Q&Aに丸(O)を付けさせる。
 Draw a circle around the Basic Q&A answer at the top of the page.

3 ページ目 : ①前頁の基本Q&A を書かせる。
3rd Page Review the Basic Q&A answer.

指導ポイント: 語彙の意味を理解させる。
 Teaching point: make sure students understand the vocabulary.

②トピックに対する「クリティカル・シンキング」を養う質問の語彙の紹介。
 Introduce new vocabulary related to the critical thinking question.

③質問に対する答え方を練習。
 Practice answering the question.


指導ポイント: 様々なバリエーションで練習。
 Teaching point: practice variations.

4 ページ目 : ①前頁をコピーしてもいいので発表の原稿を完成させ読む練習をする。
(4th Page) Students copy all their answers from the previous pages and practice reading them.

②先生のコメント
 Teachers write comments after students give their presentations

プレゼンテーション : 1ページ目の絵をクラスのお友達に見せながら4ページ目の原稿を使って、お友達のお顔を見て発表。
Presentation Students give presentations in front of the class using the script from page four, while displaying their pictures from page one.


発表のポイント : ①笑顔で発表 ②お友達の間を見て発表 ③大きな声ではっきりと発表
 Presentation points: ①Smile ②Make eye contact ③Speak loudly and clearly





Let's say, color and write!


Weather





Let's say, color and write!

Days



Monday



Sunday

Tuesday

Wednesday



Thursday

Saturday

Friday





Let's say, color and write!

Months

1 January 2 February

3 March 4 April 5 May 6 June

7 July 8 August 9 September

10 October 11 November

12 December



Let's say, color and write!

Feelings



happy



hungry



sad




angry



sleepy

Unit 1
Fruit



What fruit do you like to eat?

SAMMY ✓



Teacher's comments:



How are you?

I am



happy



hungry



sad



angry



sleepy




Today's words:



apples



strawberries



oranges



bananas

I eat

Blank writing area for the sentence "I eat _____".




How are you?

Check p.7

I am



How are they?



sweet



sour



yummy



soft

They are

That's true!



Presentation

My name is

I am

Check p.7

I eat

They are

Teacher's comments:





a	apples	b	bucket	f	fall	i	in my bag	p	pencils	s	shovel	t	tag
	arms		bug		fast		interesting		pet		singer		tall
b	bad		butterflies		father	j	jacket		pigs		sister		teacher
	bag	c	car		fingers		jam		pink		skeleton		tomatoes
	baker		carrots		floatie	k	kind		pirate		slimy		toy
	bath		catch		flower		kitchen		pizza		slow		train
	bathroom		cats		fluffy		koalas		potatoes		small		tree
	beautiful		cold		fridge	l	lake		princess		smart		t-shirt
	bananas		colorful		friend		legs		pretty		snakes		turtles
	bed		cookies		friendly		library		prince	v	snowy	w	vampire
	big		cool		fun		living room	q	quiet		soccer		warm
	beach		crayons		funny		long	r	red		sofa		whales
	bedroom		creepy	g	game	m	magical		rice balls		sour		winter
	beetles		cucumbers		games		mall		rich		spaghetti		witch
	bike		curry		ghost		mean		river		spiders		worms
	bird		cute		giraffes		milk		rocket	s	spring	y	yellow
	bitter	d	doctor		good		mother		sandwiches		strawberries		yucky
	black		dogs		green		mountain		scary		strange		yummy
	blue		doll		grandfather	n	not scary		scissors		strong	z	zombie
	books		dress		grandmother	o	on the table		seahorses		sugar		zoo
	brave		exciting		hard		orange		seaweed		summer		
	bread	e	elephants		helpful		oranges		sharks		sunny		
	brother		eyes		horses	p	pancakes		ship		sweater		
	brown				hot		park		short		sweet		